

Give
your research
room to grow
with...

Conjugated Specific Antibodies to Human Immunoglobulins

Bionetics Laboratory Products offers the ultimate in conjugated antibodies to human immunoglobulins — not just labeled gamma globulin fractions but *specific antibodies*. You won't have to go out on a limb to achieve this new level of reagent specificity, sensitivity and low background.

Simply pick the optimal ratio from the branch of your choice to achieve the most intense specific staining in your particular system.

***Fluorescein and Rhodamine Conjugated Specific Antibodies
Prepared in Goat and Available in Three F/P Ratios***

■ IgA (α) ■ IgG (γ) ■ IgM (μ) ■ IgA/IgG/IgM (H&L Chains)
■ IgG (H&L Chains) ■ IgG/IgM (H&L Chains)

For details on these and other innovative products from Bionetics, contact Product Manager,



BIONETICS
Laboratory Products

RUN THREE MAJOR PROFILES IN A FLASH.



Our bright idea is more useful than ever.

When Hyland introduced the Laser Nephelometer PDQ Instrument*, it was one of the fastest ways to run protein discrete quantitations.

It still is, only now you can run a lot more types of quantitations.

A total of 14 tests, in fact, including three major profiles:

Immunoglobulin Profile (IgG, IgA, IgM)

Complement Profile (C3, C4)

Spinal Fluid Profile (IgG, Albumin)

And other specific proteins; Transferrin, α_1 -Antitrypsin and Haptoglobin. Plus instructions for performing cerebrospinal fluid total protein, urine total protein, lipoprotein and fibrinogen quantitations.

Innovative system means faster results.

The Laser Nephelometer PDQ Instrument measures forward light

scatter produced by formation of antigen/antibody complexes. The extreme sensitivity and advanced design of this system means you obtain accurate measurements hours sooner than usual. In fact, results can be available *within 2 hours* after taking the sample. Values outside reference limits can be processed in the same day.

Procedure limitations fade away.

Both expected adult and low levels can be quantitated efficiently, precisely and quickly with the same kit. The Laser Nephelometer PDQ Instrument offers a wider range of sensitivity and linearity than other methodologies, including radial immunodiffusion. In addition, there's no need to worry about measured time or end-point technics.

What's more, there's no need to worry about subjective readings. With digital display, the results are the same no matter who reads them.

So call your Hyland representative and ask for a demonstration. We'll help you see the light.

*U.S. Patent 3997221 and Patents Pending.

The Laser Nephelometer PDQ Instrument.

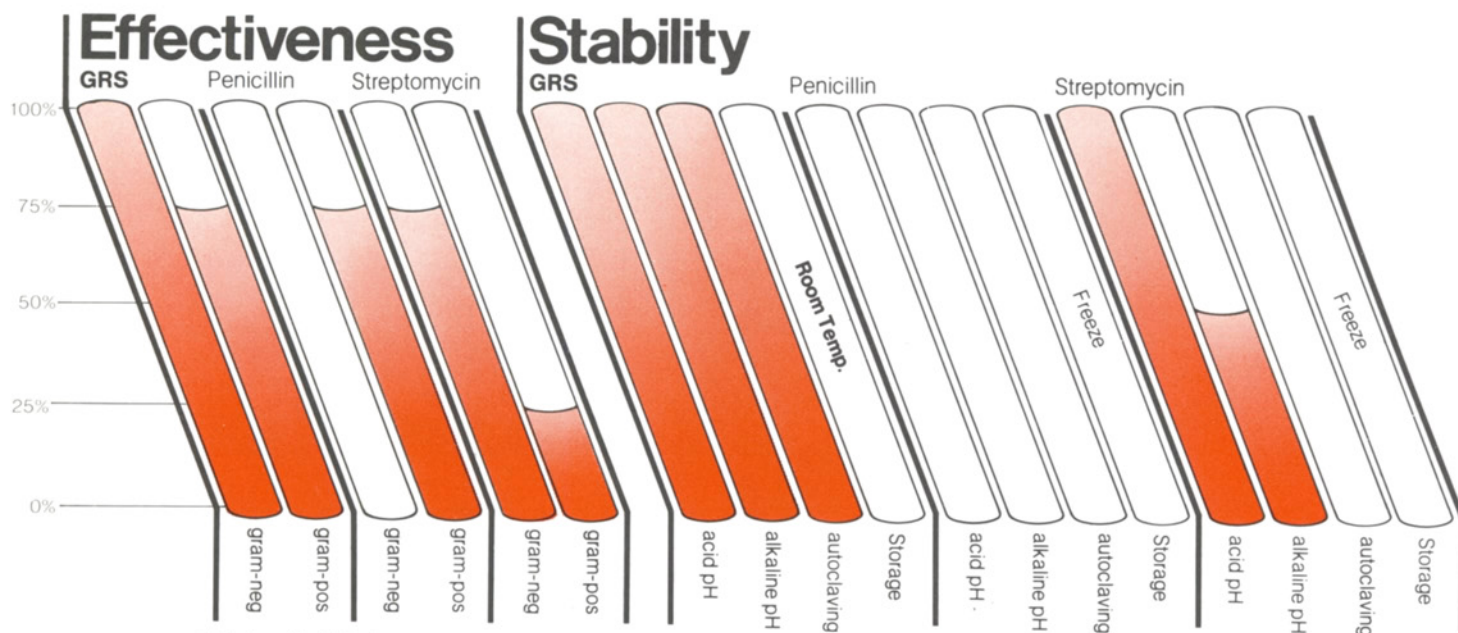


HYLAND DIAGNOSTICS
DIVISION TRAVENOL LABORATORIES, INC.
3300 Hyland Ave., Costa Mesa, Calif. 92626

Are you still using pen-strep in your growth media?...

Schering

...consider these facts*:



* Data from 45 published papers on comparative reagent usage on file at Schering.

Add up the score yourself.

Gentamicin Reagent Solution, superior in **effectiveness** and **stability**, yet **nontoxic** to cells, tissues, viruses, and fungi.**

** Non-toxic to cells at levels normally used in tissue culture work.

GRS **Gentamicin**
Reagent Solution
10 mg/ml and 50 mg/ml vials

a superior reagent



Schering Corporation
Kenilworth, N.Y. 07033

Attn: Institutional Sales

☐ Send me the following order:

- ___ bx. GRS 10 mg/ml
(6 x 10 ml vials/bx) @ \$36.00 bx.
- ___ vials GRS 50 mg/ml
(10 ml vial) @ \$28.50 ea.

Name _____

Institution _____

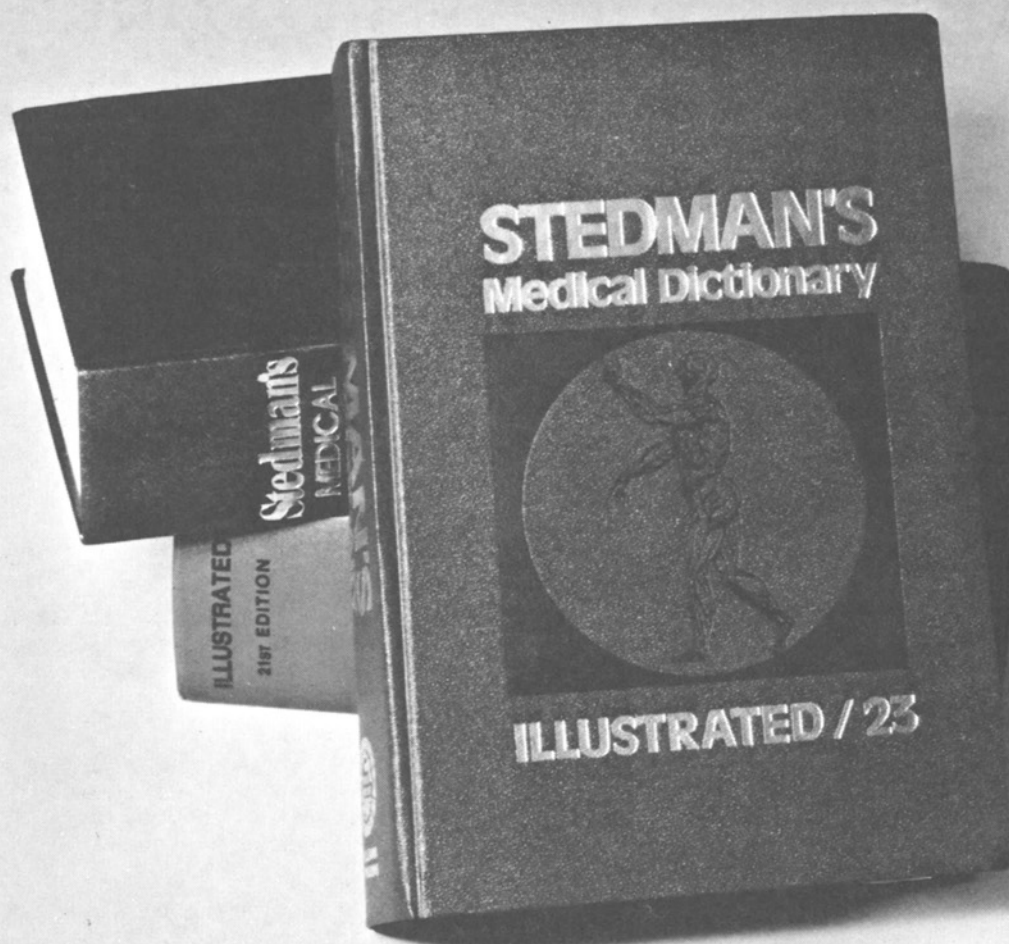
Street and No. _____

City _____ State _____ Zip _____

Purchase Order # _____

Signed _____

Practice Makes Perfect



We know you count on your medical dictionary. That's why we made Stedman's 23 as perfect as we knew how.

Drawing upon the combined assets of man and computer, Stedman's captures the total spectrum of terminology relevant to the life sciences. Each definition has been reviewed by as

many as five medical specialists to ensure proper coverage for subjects in overlapping fields.

Late developments in medical research have provided more than half of the 28,000 new or revised entries. Many of these terms are so current that they were still being entered as the main vocabulary was

prepared for press.

Make it your practice to use Stedman's. We've made perfecting it part of ours.

April, 1976, 90,257 entries, 358 illustrations with 31 color plates, 1678 pages \$22.50

Williams & Wilkins

428 E. PRESTON STREET BALTIMORE, MD. 21202

SEARLE **DIAGNOSTIC**

products for research

Mouse Theta Antisera

C3H anti AKR, AKR anti C3H
CBA anti AKR, AKR anti CBA

Cultured Human Lymphocytes

Available viable or frozen

Fluorescent Theta Antibody

C3H anti AKR,
AKR anti C3H



Mouse Ia Antisera

10 available



Ly - 4.2 Antiserum

SWR x Balb/c anti B10D2



Mph - 1.2 Antiserum

Mouse Peritoneal macrophage
Alloantiserum



HLA Antisera*

36 types now available

H-2 Antisera

Derived from cross immunisations
of mouse a, b, d, f and s genotypes

Tissue Typing Plates

Glass slide with acrylic
support frame

Tissue Typing Medium

Modified McCoy 5A



Sedimentation Reagent

For lymphocyte separation



Anti-Lymphocyte Serum

Rat, Mouse and Human

Rat Alloantisera

Pvg anti Wag
Wag anti Pvg

Wag anti Agus
Agus anti Wag


*Not for diagnostic use in North America.

SEARLE **DIAGNOSTIC** products for research

Lane End Road, High Wycombe, Buckinghamshire, England.
Telephone: High Wycombe 21124 Telex: 837543 Telegrams/Cables: SEARIN High Wycombe

The Solution

for *in vitro* lymphocyte isolation



Ficoll-PaqueTM

Ficoll-Paque is a sterile solution of Ficoll 400 and diatrizoate sodium (density 1.077 ± 0.001 g/cc). Available in bottles with a rubber septum closure to facilitate sterile handling and in a convenient pack size (6×100 ml). For further details see our booklet available on request.

HUMAN ANTISERUM KIT (Lyophilized) **\$75.00**

\$109.00 value if components are individually ordered

2ml of EACH

Anti-Human IgA
Anti-Human IgG
Anti-Human IgM
Anti-Human Immunoglobulins (IgA + IgG + IgM + Kappa + Lambda)
Anti-Human Albumin
Anti-Human Serum

0.5 ml CONTROLS INCLUDED

Human Fraction rich in IgA (no IgG, no IgM)
Human Fraction rich in IgG (no IgA, no IgM)
Human Fraction rich in IgM (no IgA, no IgG)

Complete with Protocols showing Immunoelectrophoretic Patterns and Antibody Proteins.

ALSO AVAILABLE

Antiserums to many other Human and Animal Proteins

Specialists in Fluorescein, Rhodamine, Ferritin, Peroxidase and Custom Conjugations.



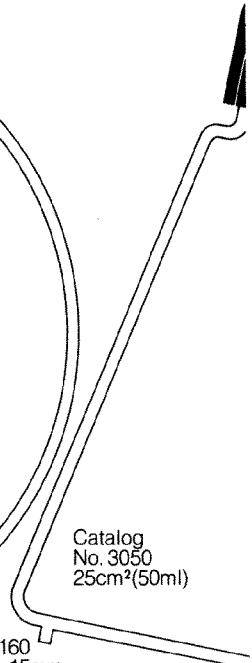
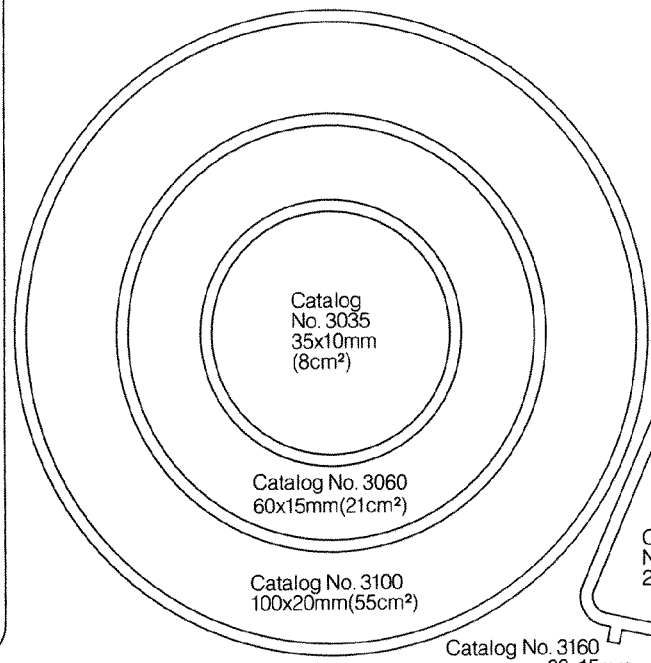
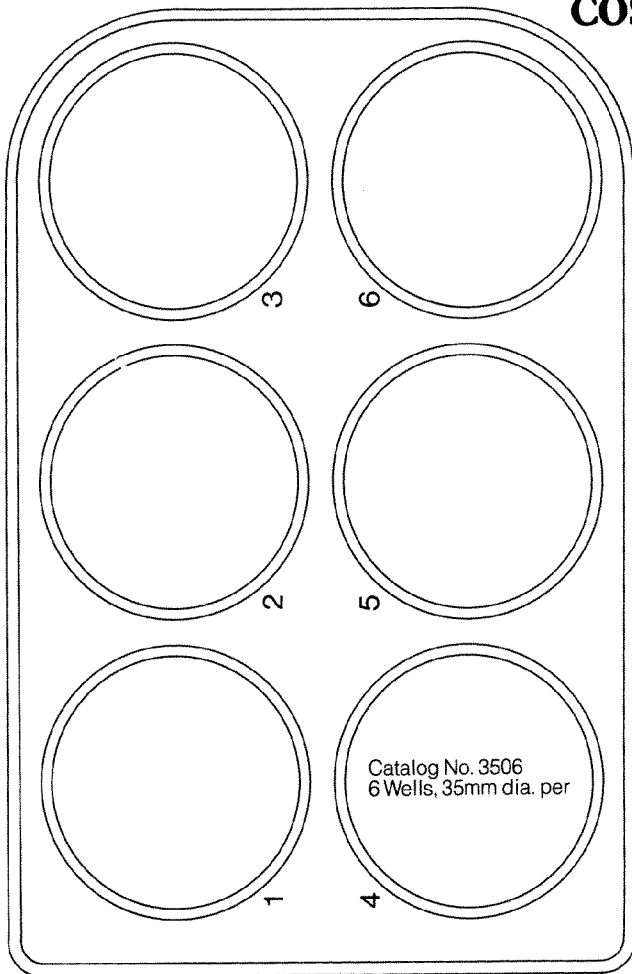
cappel laboratories, inc.

COCHRANVILLE, PA. 19330

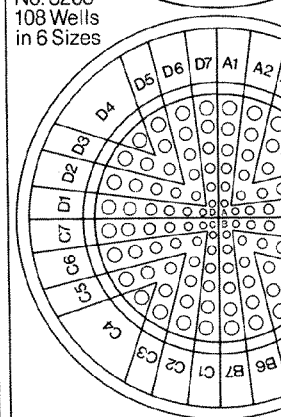
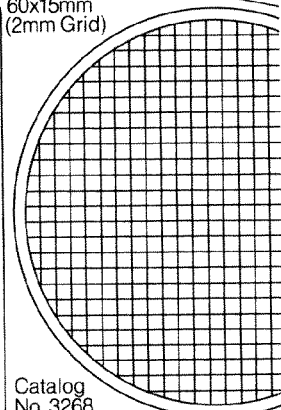
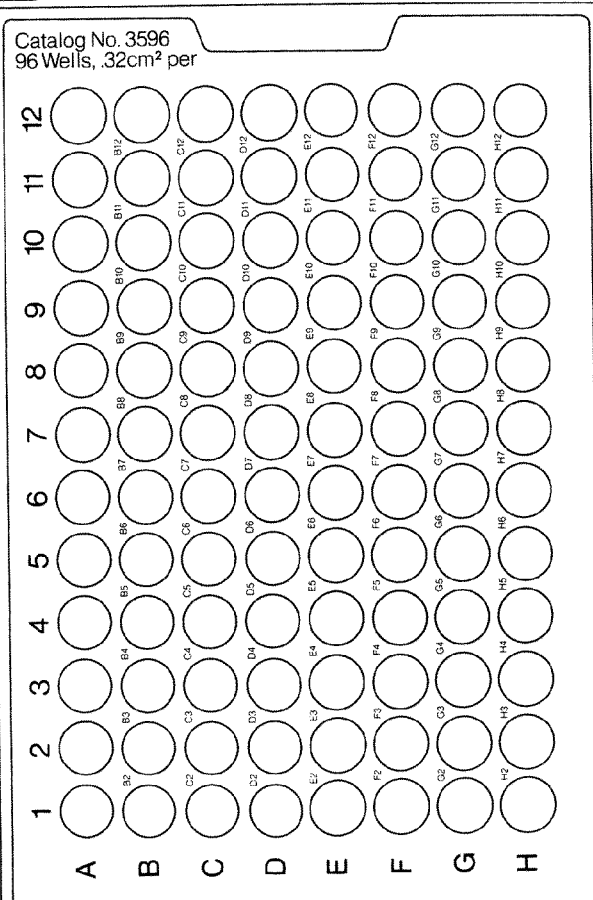

(215) 593-6914

COSTAR DISPOSABLE LABWARE— We started with three dishes and two flasks, and we've been adding labware ever since. Not just new products — new ideas.

Cluster Plates: Every well numbered so you work quickly and accurately. And rimmed so media stays where it belongs. Plus non-reversible covers with built-in condensation rings to prevent cross-contamination



Catalog No. 3050
25cm²(50ml)



Dishes: Three sizes plus a 2mm grid version and our 108-well Cuprak dish.

Flasks: Deep skirted, easy on/off caps. And graduated media markers for accurate filling without the use of a pipette. We even designed a small, wide-neck triangular flask that lets you reach more growing surface with a 10ml pipette.

On Everything: Frosted labeling surfaces where necessary. Highly polished, distortion-free plastic. Radiation sterilization. And a quality control

program that makes sure everything we say comes true.

Free Samples: If you'd like some evaluation samples, pick out two or three products and call or write to us. We'll even include pricing information and the name of our nearest dealer.

costar[®]

COSTAR

Disposable
Labware with
Keepable Ideas

205 Broadway
Cambridge, MA 02139
Phone (617) 492-1110

Catalog
No. 3150
150cm²(650ml)

Catalog
No. 3075
75cm²(250ml)

Catalog
No. 3025
25cm²(30ml)

Catalog
No. 3393
93x16mm
Tube
with 5cm²
Cover Slip

This is the first disposable plastic Leighton Tube. The cover slip has a non-slip handle, and the slide has a scribed center line with each half numbered. Treated cover slip, untreated tube helps prevent unintentional cell attachment.

Lymphocyte Differentiation, Recognition and Regulation

By DAVID H. KATZ

A Volume in *IMMUNOLOGY: An International Series of Monographs and Treatises*

CONTENTS: Introduction. Surface Antigens and Markers on T Lymphocytes. Surface Antigens and Markers on B Lymphocytes. Surface Antigens Present on T Lymphocytes and Also on B Lymphocytes. Ontogeny of the Two Major Classes of Lymphocytes. Surface Immunoglobulin on Lymphocytes. Immunological Specificity of Immunocompetent Lymphocytes. Functional Properties of T Lymphocytes. Functional Properties of B Lymphocytes. Regulatory Cellular Interactions in Immune Responses. The Allogeneic Effect on Immune Responses. Genetic Control of Immune Responses and Cellular Interactions. Mechanisms of Regulatory Cellular Interactions. Immunological Tolerance. Concluding Remarks. Glossary of Abbreviations. References.

1977, 720 pp., \$42.00/£29.80 ISBN: 0-12-401640-5

Regulatory Mechanisms in Lymphocyte Activation

Proceedings of the Eleventh Leukocyte Culture Conference

Edited by DAVID O. LUCAS

From the Preface:

The Eleventh Leukocyte Culture Conference followed the precedent set by the Tenth Leukocyte Culture Conference (chaired by Vincent Eijssvoogel) in restricting subject matter of the conference to a single, though broad, topic. Symposia topics and speakers were selected to cover various aspects of the conference theme, "Regulatory Mechanisms in Lymphocyte Activation." The three symposia covered respectively, Parameters of Lymphocyte Activation, Positive Regulation, and Suppression. The symposia papers, for the most part, provide broad perspective in individual topics, and all reflect the current state of research.

1977, 856 pp., \$37.00/£26.25 ISBN: 0-12-458050-5

Send payment with order and save postage plus 50¢ handling charge.

Prices are subject to change without notice.



ACADEMIC PRESS, INC.

A Subsidiary of Harcourt Brace Jovanovich, Publishers

111 FIFTH AVENUE, NEW YORK, N.Y. 10003

24-28 OVAL ROAD, LONDON NW1 7DX

Please send me the following:

____copies, Katz: *Lymphocyte Differentiation, Recognition and Regulation*

____copies, Lucas: *Regulatory Mechanisms in Lymphocyte Activation*

Check enclosed_____

Bill me_____

NAME_____

ADDRESS_____

CITY/STATE/ZIP_____

New York residents please add sales tax.


Direct all orders to Mr. Paul Negri, Media Dept.

Jlmm/7/77

Help us to serve you better.....

If your mailing label does not contain your zip code, note it on the label and return it to us for correction.

Remember, your Zip Code provides faster, more direct delivery of your journals. Use it on all correspondence, too.



Quality in Immunology World Wide



Immunizar

Immunologie

Ανοσολογία

免疫

**Antisera ◦ Conjugated Antisera ◦ Proteins For Research
Antinuclear Antibody ◦ Radial Immunodiffusion Products**

MELOY DISTRIBUTORS ...

AUSTRALIA—Ramsey Surgical Ltd., 182-205 Bereley Street, Carlton, Victoria 3053, BELGIUM—S.P.R.L. Pasture & Cie., COSTA RICA—Costa Rica Dental & Medical Supply Co., Apartado 434, San Jose, DENMARK—Holm & Halby A/S, Egegardsve 5, 2610 Rodovre, Copenhagen, FRANCE—Biolyon, Boite Postale No. 208, 69 Lyon; Laboratoires Eurobio, Vet. 20, Boulevard St.-Germain, Paris 5, GERMANY—Mediapharm GMBH D, D-875 Aschaffenburg Erthalstrabe 1a, West Germany, GREECE—Ange M, Calliphronas, 4, Rue Evripidou, Athenes (122), HOLLAND—Amstelstad, Postbus 9100, Amsterdam-West 18, ISRAEL—Zohar & Co., 99 Iben Gevirol Street, Tel-Aviv, ITALY—Gelman Instrument S.P.A., Via Lambro 23/25 20090 Opera (Milano), JAPAN—International Division Fujizoki Phar. Co., Ltd., Matsuda Building 9-14, Nishiki 2-chome Nerima-Ku, Tokyo 176, MEXICO—Micro Separaciones, S.A., Queretaro 226-7, Mexico 7, D.F., NEW ZEALAND—Harrisons & Crosfield (ANZ), New Zealand Insurance Bldg., 12-22 Johnston Street, Wellington, PANAMA—Deposito Medico Dental, S.A., Departamento Medico, Apartado 4004, Panama 5, R. de P., SCOTLAND—Flow Laboratories, Ltd., Victoria Park, Heatherhouse Road, Irvine, SWEDEN—Chemoferm AB, Box 604, S-126 06, Hagersten 6, SPAIN—Francisco Soria Melguizo, S. Caramuel, 38 Madrid 11, Spain.

MELOY[®]

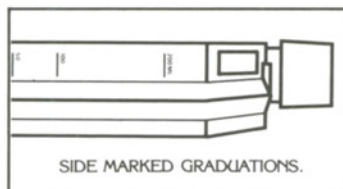
MELOY LABORATORIES, INC.

6715 ELECTRONIC DRIVE, SPRINGFIELD, VIRGINIA 22151
TELEX 899-440 U.S.A.

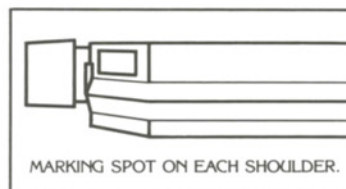
CORNING



BIG MOUTH. STRAIGHT NECK.



YOU'RE
GOING TO
LIKE OUR
NEW 75cm²
FLASKS.



For openers, you'll find our mouth is 14% bigger than the largest selling straight neck. Easy in, easy out.

For good measure, the side marked graduations make pipeting faster and easier.


For identification, you'll find a marking spot on each shoulder. That's convenient.

For closers, you'll get a choice of two caps. There is a plug seal cap that protrudes down

into the neck for a double seal. That cap is available now. Beginning in May, you can also specify a phenolic cap that seals at the rim. Some feel this is easier to use.

For storage, our straight neck fits neatly into standard racks.

If you prefer our popular canted neck flasks, they're still available. After all, both styles just lie there most of the time and grow on you.

5	TAKE FIVE FREE		FREE
FREE	<p>Yes, send me five big-mouth straight-necks with plug seal caps. I promise to give them a hard nosed test.</p> <p>Offer good only in U.S. and Canada.</p> <p>OFFER EXPIRES JULY 31, 1977.</p>	 <p>One sample pack per laboratory, please. Attach to your letterhead and send to Science Products Division, Corning Glass Works, Corning, N.Y. 14830.</p> <p>JI-7</p>	5

CORNING™
cellware

Motor Disorders of the Esophagus

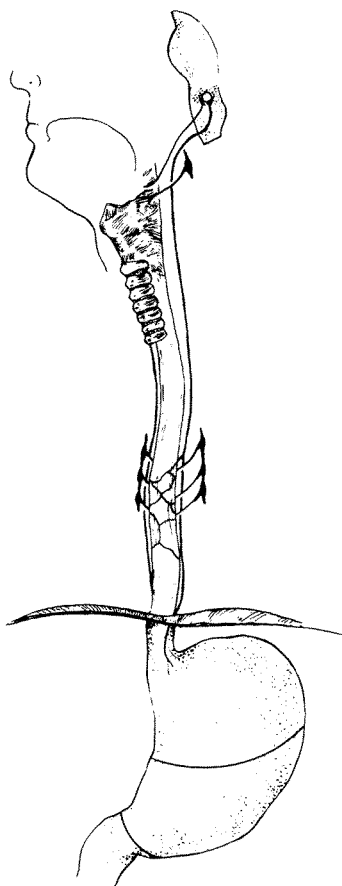
By Robert D. Henderson, MB, FRCS(C), with the editorial collaboration of John O. Godden, MD, FRCP(C)

In the rapidly expanding field of thoracic surgery, there has been a need to define and inform — *Motor Disorders of the Esophagus* is the state of the art of esophageal surgery.

Covering 90 percent of all esophageal disease, *Motor Disorders of the Esophagus* is founded on wide and intensive experience. Presentations of individual clinical entities are illustrated by characteristic case histories, and the symptoms, natural history, and results of therapy are grounded in a thorough review of a large number of patients. *Motor Disorders* is a practical summary of modern knowledge of esophageal dysfunction, an evaluation of the esophageal literature, and the author's original views of motor disorders — all combined to demonstrate the dramatic increase in investigative and therapeutic activity in this area of thoracic medicine.

Contents

Functional Anatomy of Esophagus. Clinical Approach to Investigation and Management of Motor Disorders. Primary and Secondary Disordered Motor Activity. Physiologic Control of Reflux. Symptoms of Hiatal Hernia and Gastroesophageal Reflux. Investigative Procedures and Assessment of Hiatal Hernia and Gastroesophageal Reflux. Medical Management of Hiatal Hernia. Indications for Surgery and Choice of Approach. Transabdominal Hernia Repair. Transthoracic Repair of Reducible Hiatal Hernia. Management of Irreducible Hiatal Hernia. Achalasia. Investigation of Achalasia. Treatment of Achalasia. Primary Disordered Motor Activity of Esophagus ("Diffuse Spasm"). Medical and Surgical Management. Scleroderma and Related Disorders. Treatment of Scleroderma. Disorders of the Pharyngoesophageal Junction. Esophageal Diverticula. Mixed Motor Disorders of the Esophagus. Index.



1976/ISBN 683-03947-4
231 pages/illustrated/\$22.50

WILLIAMS & WILKINS
428 E. Preston St.
Baltimore, Maryland 21202

name _____ please type or print

address _____

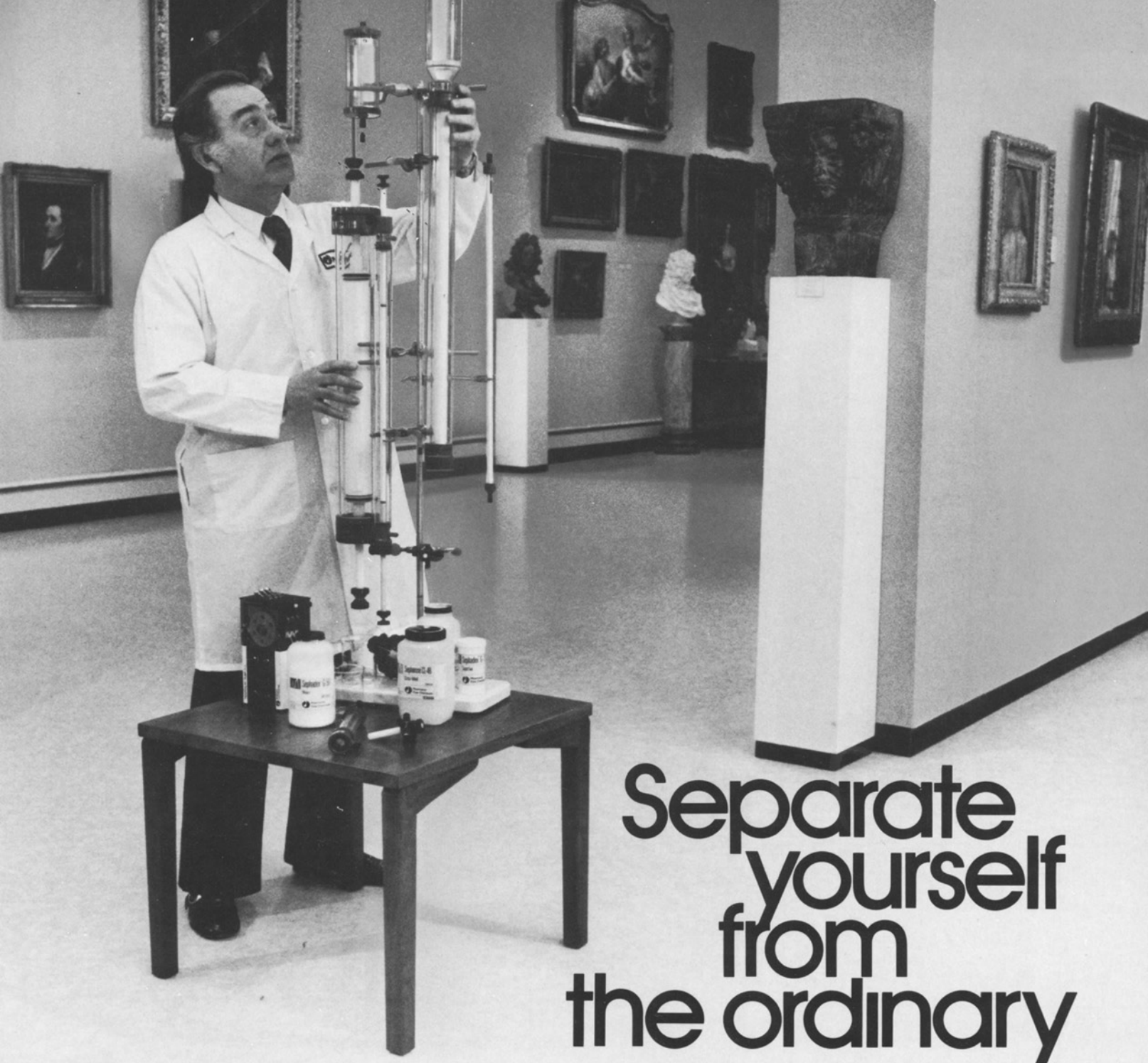
city _____ state _____ zip _____

☐ Check enclosed ☐ Bill me

Save postage and handling by enclosing payment with your order. Maryland residents add 4% sales tax.

Please send me _____ copy(ies) of
**Henderson: MOTOR DISORDERS of
the ESOPHAGUS (#3947-4, \$22.50)**
on 20-day approval.

prices subject to change without notice




Separate yourself from the ordinary

Pharmacia columns are precisely engineered for exceptional performance characteristics that are essential to your work. Aqueous, low pressure "K Series" and new solvent-resistant, high pressure "SR Series" columns assure ease of sample application, efficiency of component elution and flexibility in experimental conditions. Both are made from specially chosen materials to minimize destruction of labile biopolymers. And the new "SR Series" permits pressures up to 140 psi.

Pharmacia columns are perfect companions to Sephadex® and Sepharose®, long recognized as the outstanding media for separating complex biopolymer mixtures. Available in a full range of sizes, most Pharmacia columns are supplied complete with adaptors, thermostat jackets and fittings. To learn how our complete line can optimize your results, consult your Pharmacia Representative. We're confident you will agree that the quality of your work deserves the quality of Pharmacia...columns and gels.

Pharmacia Fine Chemicals
Division of Pharmacia, Inc.
Piscataway, New Jersey 08854
Phone (201) 469-1222



"See us at the Tissue Culture Association Meeting"

100