

Bionetics does it for you.

Lymphocyte Separation Medium (LSM®)



Convenient One-Step Centrifugation Method

1. Layer diluted blood on LSM.
2. Centrifuge for 30-40 min., 18-20°C, 400 x g.
3. Aspirate and discard plasma layer
4. Harvest lymphocyte layer.

Quality Control Assurance

Each lot is tested for:

- Lymphocyte separation and recovery.
- Lymphocyte viability.
- Sterility.
- Consistent density (1.077-1.080 at 20°C).

Packaging

- Packaged in amber, screw-cap bottles.
- 5 x 100 ml bottles per carton.

Storage

- Stored at room temperature.

Reference

Boyum, A. (1968): Isolation of mononuclear cells and granulocytes from human blood. Scand J. Clin. Lab. Invest. 21, Suppl. 97.

Catalog number: 8410-01

For Laboratory Use

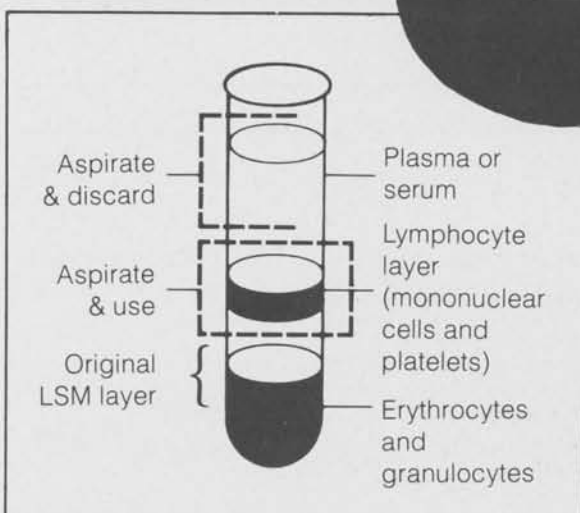
Please write for our current Price List and Catalog.



BIONETICS™
Laboratory Products

5516 Nicholson Lane, Kensington, Maryland 20795
Telephone: (301) 881-1557

© 1979 Litton Bionetics, Inc.



A cytotoxic antibody is only as good as the complement with which it is used . . .

Get the most out of your high quality cytotoxic antibodies with

LOW-TOX-M RABBIT COMPLEMENT

LOW TOXICITY

HIGH ACTIVITY

Regardless of the source of antibody, LOW-TOX-M is the complement of choice for cytotoxicity techniques with mouse lymphocytes. This reagent provides an excellent source of complement when used with HETEROANTISERA, ALLOANTISERA, and MONOCLONAL ANTIBODIES directed against mouse lymphocyte cell surface antigens. We include recommended concentrations for use with antisera directed against Thy-1, Ly, Ia, and H-2 antigens.

Presentation: CL 3051 5 x 1 ml, lyophilized \$30.00

When it comes to COMPLEMENT . . . come to CEDARLANE

Direct orders or inquiries to:

UNITED STATES:



**ACCURATE CHEMICAL &
SCIENTIFIC CORPORATION**

28 TEC STREET, HICKSVILLE, N.Y. 11801

Telephone (516) 433-4900

WORLDWIDE EXCEPT U.S.

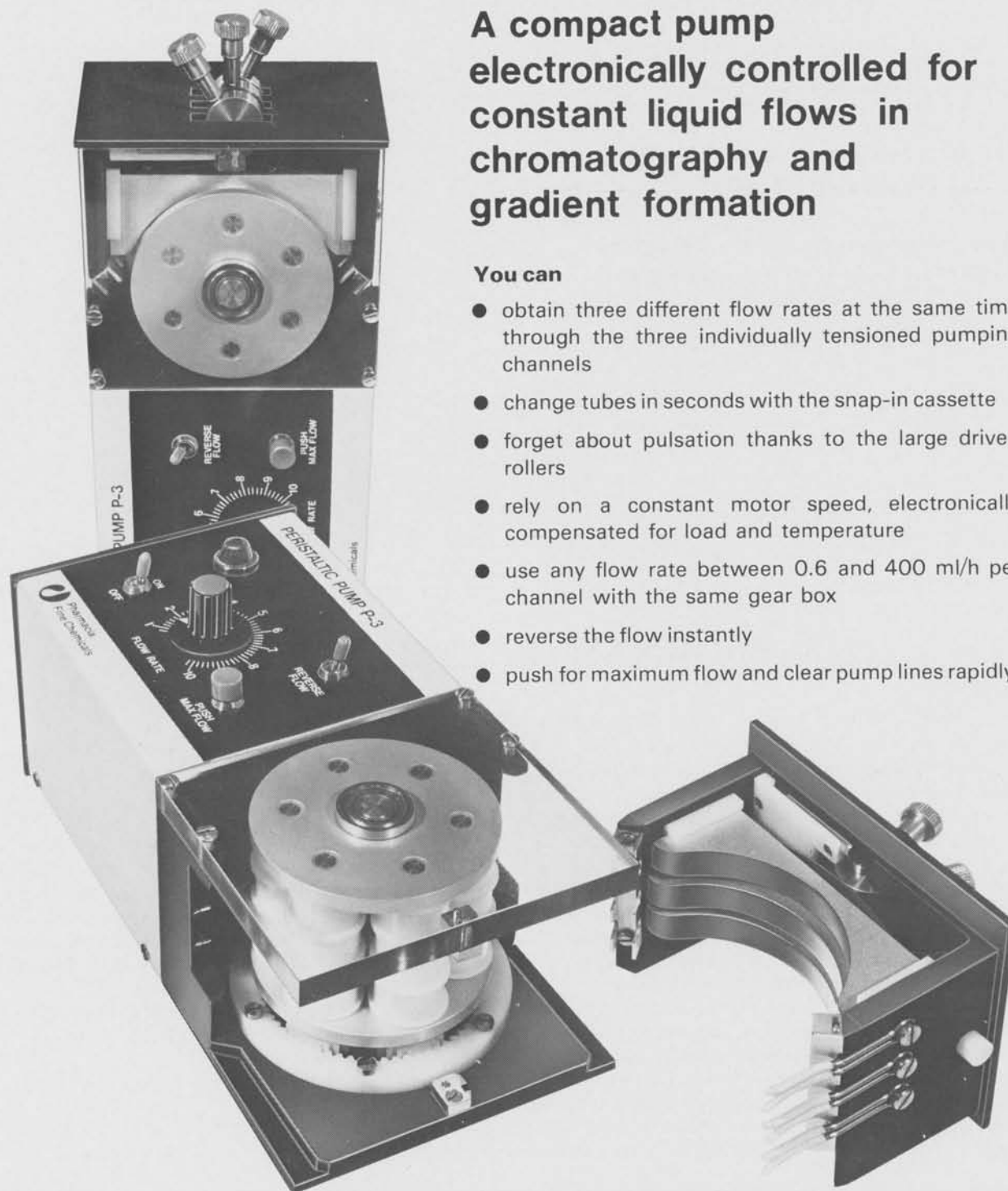


**CEDARLANE
LABORATORIES
LIMITED**

5516-8TH LINE, R.R. 2
HORNBY, ONTARIO, CANADA L0P 1E0

PHONE (416) 878-7800

Pharmacia Peristaltic Pump P-3



**A compact pump
electronically controlled for
constant liquid flows in
chromatography and
gradient formation**

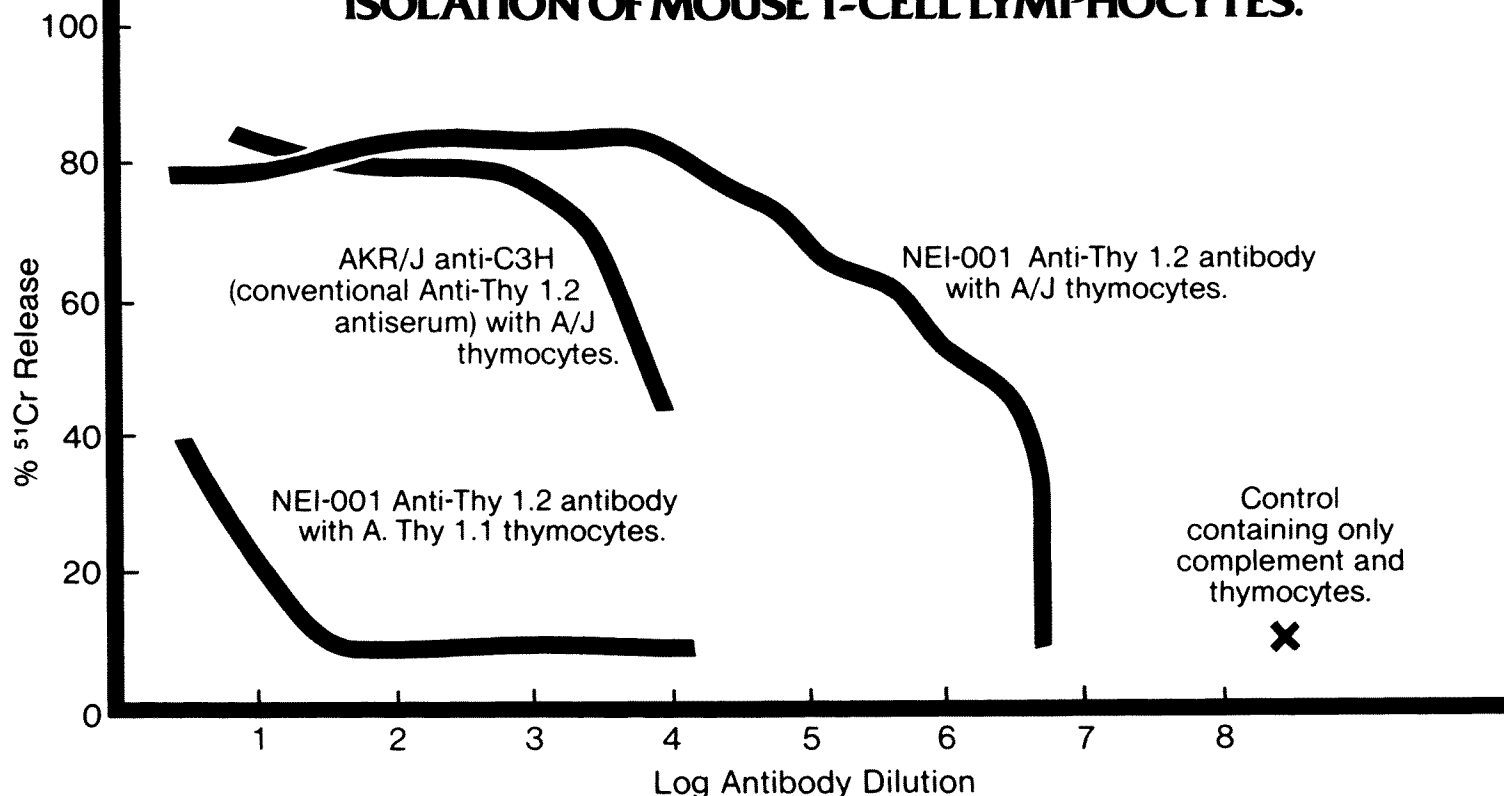
You can

- obtain three different flow rates at the same time through the three individually tensioned pumping channels
- change tubes in seconds with the snap-in cassette
- forget about pulsation thanks to the large driven rollers
- rely on a constant motor speed, electronically compensated for load and temperature
- use any flow rate between 0.6 and 400 ml/h per channel with the same gear box
- reverse the flow instantly
- push for maximum flow and clear pump lines rapidly

Pharmacia Fine Chemicals
Division of Pharmacia, Inc.
Piscataway, New Jersey 08854
Phone (201) 469-1222



A NEW DIMENSION ADDED TO CELLULAR RESEARCH:
MONOCLONAL ANTI-THY 1.2
FOR IDENTIFICATION, LOCATION, AND
ISOLATION OF MOUSE T-CELL LYMPHOCYTES.



Typical cytotoxic activity of NEN Anti-Thy 1.2 antibody and conventional Anti-Thy 1.2 antiserum on ⁵¹Cr-labeled A/J thymocytes and A. Thy 1.1 thymocytes. (Antibody dilutions were each incubated with guinea pig complement and 1.25×10^5 ⁵¹Cr-labeled thymocytes).

New England Nuclear, the world's leading manufacturer of radioactive chemicals for research, presents a new tool for immunological studies of cellular systems. It is an extraordinarily specific antibody with greatly increased affinity for cell surface antigen, useable at titers of $1:10^6$ in an efficient and rapid technique.

Anti-Thy 1.2 is available from New England Nuclear in two concentrations: as ~1mg immunoglobulin (Cat. No. NEI-001) or ~0.1mg immunoglobulin (Cat. No. NEI-001A), both supplied in 1ml of buffer solution. For prices and further information, please return the coupon or call toll free **800-225-1572**.



New England Nuclear

549 Albany Street, Boston, Mass. 02118
 Call toll-free: 800-225-1572
 (In Massachusetts and International: 617-482-9595)

NEN Chemicals GmbH: D-6072 Dreieich, W. Germany, Postfach 401240.
 Telephone: (06103) 85034, Telex: 4-17993 NEN D

NEN Canada Ltd., 2453 46th Avenue, Lachine, Que. H8T 3C9,
 Telephone: 514-636-4971, Telex: 05-821808

Not for use in humans or clinical diagnosis.

Please send prices and complete information on Anti-Thy 1.2

Name _____

Institution _____

Address _____

_____ Zip _____

Tel. No. _____

Mail to:

New England Nuclear
 549 Albany Street
 Boston, Massachusetts 02118

ELSEVIER NORTH HOLLAND

Definitive Sources in Immunology

CLINICAL IMMUNOLOGY UPDATE:

Reviews for Physicians

1979 Edition

Editor in Chief: **Edward C. Franklin, M.D.**, *Professor of Medicine, Director, Irvington House Institute; Chairman, Rheumatic Diseases Study Group, New York University Medical Center*

Editorial Board: **Rebecca H. Buckley**, *Duke University*; **Deborah Doniach**, *The Middlesex Hospital Medical School, London*; **John L. Fahey**, *University of California, Los Angeles*; **Charles W. Parker**, *Washington University, St. Louis*; and **Wendell F. Rosse**, *Duke University*

1979 320 pages \$24.95 0-444-00312-6

DEVELOPMENTS IN IMMUNOLOGY

Volume 1 Genetic Control of Autoimmune Disease

Proceedings of the Workshop on Genetic Control of Autoimmune Disease

July 10-12, 1978, Bloomfield Hills, Michigan

edited by Noel R. Rose, Pierluigi E. Bigazzi and Noel L. Warner

1978 480 pages \$50.00 0-444-00297-0

Announcing Volume 2 Immunology of Bacterial Polysaccharides

Proceedings of a symposium presented at the Annual Meeting of the

American Society for Microbiology, May 16, 1978, Las Vegas, Nevada

edited by Jon A. Rudbach, Abbott Laboratories, North Chicago, Illinois; Department of Microbiology, University of Montana; and Phillip J. Baker, Laboratory of Microbial Immunity, National Institute of Allergy and Infectious Diseases

1979 176 pages \$24.00 0-444-00315-0

Scheduled for 1979

Volume 3 B Lymphocytes in the Immune Response

edited by Max Cooper, Ellen Vitetta, Donald Mosier and Irwin Scher

Volume 4 Immunologic Tolerance and Macrophage Function

edited by Peter Baram, Jack R. Battisto and Carl W. Pierce

Volume 5 Tumor Immunology

edited by William Terry

HUMAN IMMUNOLOGY

Launch issue January 1980

Editor-in-Chief: **D. Bernard Amos**, *Department of Immunology and Microbiology, Duke University Medical Center, Durham, NC 27706*

Managing Editor: **Glenn Rodey**, *Barnes Hospital, Washington University School of Medicine, St. Louis, MO 63310*

Devoted to an understanding of the ontogeny, mechanisms, regulation and control of immune responsiveness.

Subscription rates:

Volume 1, 1980 will be published in four issues. Individuals: \$30.00; Institutions: \$60.00

(Special rate available to members of the American Association for Clinical

Histocompatibility Testing.)

IMMUNOLOGY LETTERS

Managing Editor: **A. Bussard**,

Assistant Managing Editor: **G. Bordenave**

Volume 1, 1979 (6 issues). Subscription rate: \$75.75 including postage

First issue scheduled for July 1979

ELSEVIER NORTH HOLLAND

52 Vanderbilt Ave., P.O. Box 211, Amsterdam,
New York, NY 10017 The Netherlands

Prices subject to change without notice.

Cellulose ion exchangers should be spherical too

DEAE-Sephacel[®] is




DEAE-Sephacel
Total capacity: 1.4 meq/g
Wet diameter: 40-160 μ m

The spherical form of DEAE-Sephacel gives you easy, uniform packing without the generation of fines. It improves your results because it reduces zone broadening and ensures uniform, high flow rates. DEAE-Sephacel is reproducible from batch-to-batch.

No precycling is needed because DEAE-Sephacel is ready swollen. Its controlled macroporous structure, which is almost completely independent of pH and ionic strength, gives high protein capacities and excellent recoveries.

DEAE-Sephacel is the only spherical cellulose ion exchanger.

Pharmacia Fine Chemicals
Division of Pharmacia Inc.
Piscataway, New Jersey 08854
Phone (201) 469-1222



**Pharmacia
Fine Chemicals**

See us at The International Biochemistry Meeting Booths J8-J9

202

PEROXIDASE- ANTI-PEROXIDASE (PAP)

**FOR THE
STERNBERGER TECHNIQUE**

1ml Lyophilized Concentrate

Goat Peroxidase-Anti-Peroxidase (3837-3411)	\$ 50.00
Guinea Pig Peroxidase-Anti-Peroxidase (3837-3431)	\$100.00
Rabbit Peroxidase-Anti-Peroxidase (3837-3421)	\$ 50.00
Rat Peroxidase-Anti-Peroxidase (3837-3461)	\$100.00
Sheep Peroxidase-Anti-Peroxidase (3837-3441)	\$ 50.00

**1978 CATALOG
NOW AVAILABLE**



Specialists in Fluorescein, Rhodamine,
Ferritin, Peroxidase and Custom Conjugations
and of Conjugated F(ab')₂ Fragments or
Fab Fragments of Antiserums.

Cappel Laboratories, Inc.

COCHRANVILLE, PA. 19330 • (215) 593-6914

CAMM Caesarean Derived Barrier-Reared **RATS**

Sprague-Dawley

Osborne / Mendel

Wistar

SPECIFIC PATHOGEN-FREE CAMM RATS ARE FREE OF :

Pasteurellae

Mycoplasma

Coccidia

Pneumococci

Helminths

Bordetella bronchiseptica

Klebsiella pneumoniae

DEFINED ASSOCIATED FLORA IN CAMM RATS :

Bacteroides fragilis subsp
ovatus

Streptococcus faecalis subsp
liquefaciens

Streptococcus laotis subsp
diacetilactis

Lactobacillus casei subsp
rhamnosus

Lactobacillus acidophilus

CAMM RESEARCH LAB ANIMALS

414 Black Oak Ridge Road, Wayne, New Jersey 07470
(201) 694 / 0703

Inquire about CAMM'S "Barrier-Reared" Guinea Pigs

**BOOKS
YOU'LL
REFER TO
daily!**



New . . . IMMUNE REACTIONS IN LIVER DISEASE

Edited by **A.L.W.F. Eddleston, J.C.P. Weber; and Roger Williams;**
with 21 contributors

Immunologists are sure to find of value the collaborative presentation of up-to-date, relevant information in this concise new text. Divided into seven parts, with several papers in each, the book cover: *HBsAg Negative Chronic Active Hepatitis, HBsAg Positive Chronic Active Hepatitis, Genetic Predisposition for Chronic Active Hepatitis, Immune Damage to Other Organs and Cross-Reacting Antigens, Alcohol-Induced Liver Disease, Drug-Induced Liver Disease, and Immunotherapy*. A helpful discussion rounds out each part.

316 pages/125 illustrations/1979/\$30.00

**Lippincott
Harper**



New 2nd Edition

**INFLAMMATION, IMMUNITY AND
HYPERSENSITIVITY**

Molecular and Cellular Mechanisms

Edited by **Henry Z. Movat, M.D., Ph.D.;**
with 14 contributors

Presenting a new and different approach to the problem, this updated text describes the inflammatory reaction with emphasis on molecular and cellular mechanisms. The book also deals with certain factors which influence and modify the inflammatory reaction, immunoglobulins and antibody, humoral and cell-mediated hypersensitivity reactions, and the reaction of the blood to injury.

683 pages/220 illustrations/2nd edition, 1979/\$37.50

MEDICAL IMMUNOLOGY

By **Malcolm S. Thaler, M.D.; Richard D. Klausner, M.D.; and Harvey Jay Cohen, M.D., F.A.C.P.**

This innovative and eminently readable text offers many outstanding features. Integrated coverage of basic and clinical immunology presents each immune-related disease in the same context as its underlying immunologic principles. The emphasis is on *human* immunology. *Medical Immunology* is heavily illustrated with diagrams, photomicrographs, electronmicrographs, and immunofluorescent studies. Extensive referencing adds value to this volume.

480 pages/234 illustrations/1977/\$19.00



**Lippincott
Harper**

**Lippincott/Harper
East Washington Square
Philadelphia, Pa. 19105**

Please send me the following books:

- | | |
|---|---------|
| <input type="checkbox"/> Eddleston, IMMUNE REACTIONS IN LIVER DISEASE
(65-72465) | \$30.00 |
| <input type="checkbox"/> Thaler, MEDICAL IMMUNOLOGY (65-04740) | \$19.00 |
| <input type="checkbox"/> Movat, INFLAMMATION AND HYPERSENSITIVITY, 2/e
(14-18045) | \$37.50 |

Name _____

Address _____

City/State/Zip _____

☐ Payment enclosed*
(save postage & handling)

☐ Charge and bill me
(plus postage & handling)

*The law requires that we collect state sales taxes where applicable. Please include the prescribed amount with payment.

Also available at your medical bookstore

In the time it takes you to read this ad you could have loaded 20 samples onto your electrofocusing gel



That's how easy it is with LKB's Multiphor® unit. And duration of the runs is also short: the precisely engineered all-glass cooling stage means that you can apply higher power for faster runs—higher field strengths for sharper resolution. With the Multiphor unit and LKB's power supply you can do up to 48 samples in less than two hours!

Besides being the system of choice for analytical and preparative electrofocusing, the Multiphor unit is excellent for electrophoresis as well. Simply add the required kit and you're ready to work with SDS-polyacrylamide gels, agarose gels — even immunoelectrophoretic methods.

For safety the Multiphor unit is also unique. There is no metal in the cooling stage to invite short circuits, the electrode design makes it almost impossible to come into contact with high voltage, and the power supply has a safety interlock so you can connect it to your own equipment without additional risk.

If you think that a system which offers so much in speed, reproducibility, versatility and safety has to be costly, think again. The Multiphor system is one of the least expensive flat bed instruments available. Send for details today. (And be sure to ask for pertinent LKB Application Notes, a free subscription to *Acta Ampholine* and information about forthcoming electrofocusing seminars and workshops.)

LKB

LKB Instruments Inc.
12221 Parklawn Drive Rockville, MD 20852
301: 881-2510

19A-304

Prepared
by
electrofocusing
for
electrofocusing



Ampholine® carrier ampholytes are prepared by electrofocusing a range of polyamino-polycarboxylic acids into nine narrow, specific pH fractions. Is there any better way to prepare materials used in a biochemical technique than by the very technique itself? We know of none.

Are you also aware that Ampholine carrier ampholytes have the sharpest and lowest MW range of any ampholytes on the market? And that *only* LKB's ampholytes have been shown to be easily separated from proteins with no artifactual binding? For the highest resolution, for the highest reliability, you can put your trust in Ampholine ampholytes.

Contact LKB today for full information on Ampholine solutions. Ask, too, about IEF workshops, seminars and a free subscription to *Acta Ampholine*, a bibliography of over 2000 papers on IEF using Ampholine carrier ampholytes.

New: agarose for electrofocusing!


LKB

LKB Instruments Inc.
12221 Parklawn Drive Rockville, MD 20852
301: 881-2510

18A-303

The Solution

for *in vitro* lymphocyte isolation



Ficoll-PaqueTM

Ficoll-Paque is a sterile solution of Ficoll 400 and diatrizoate sodium (density 1.077 ± 0.001 g/cc). Available in bottles with a rubber septum closure to facilitate sterile handling and in a convenient pack size (6×100 ml). For further details see our booklet available on request.

Pharmacia Fine Chemicals
Division of Pharmacia, Inc.
Piscataway, New Jersey 08854
Phone (201) 469-1222



IMMUNOGLOBULIN FRACTIONS

ANTISERA TO HUMAN PROTEINS PURIFIED BY AFFINITY CHROMATOGRAPHY.

TAGO pioneered the commercial use of affinity chromatography for antisera purification. We offer all of the commonly used antisera for immunoprecipitin techniques such as IEP and double diffusion.

- Lot-to-lot consistency assured by rigorous quality control
- Normal IgG, IgA and IgM serum proteins used for immunization — not paraproteins
- Antisera are made monospecific by affinity chromatography — therefore contain no human serum proteins
- Only the highest titered antisera are fractionated by ion exchange chromatography to obtain high antibody titer and low total protein

Among the antisera to human proteins, produced in goat:

- Anti Kappa & Anti Lambda (Free — Bence Jones)
- Anti Kappa & Anti Lambda (Free and Bound)
- Anti IgG ■ Anti IgA ■ Anti IgM ■ Anti IgE ■ Anti NHS
- Anti Polyvalent (reacts to all immunoglobulins including IgD, IgE, Kappa & Lambda)

For your in-house labeling, we strongly recommend TAGO specific antibodies purified by affinity chromatography. TAGO also offers FITC conjugated specific antibodies.

TAGO, with its long experience in affinity chromatography, is uniquely able to offer products that are unsurpassed on a price/quality basis. Try TAGO quality. You won't be disappointed.

For more information, including complete catalog, write or call TAGO.

TAGO, Inc.

Immunodiagnostic Reagents

1 Edwards Court • Burlingame, CA 94010 • (415) 342-8991



TAGO

Clinically speaking...

—from Williams & Wilkins

Two New Additions to *The Clinical Concepts In Medicine Monograph Series*

CLINICAL CONCEPTS OF INFECTIOUS DISEASES Second Edition

Edited by Leighton E. Cluff, MD and Joseph E. Johnson, III, MD

The thirty-two contributing authors of *Clinical Concepts of Infectious Diseases* have brought their considerable experience and expertise to its writing under the editorship of Drs. Cluff and Johnson. . . . The result is a compendium of information no clinician should be without.

Contents Epidemiology and Pathogenesis of Infectious Diseases: Introduction. Clinical Epidemiology. Microbial Determinants of Infection. Phagocytic System. Circulatory Immune System. Secretory Immune System. Cellular Immune System. Immunologic Consequences of Infection. General Problems of Infectious Diseases: Introduction. Fever and Acute Phase Reactions. Microbemia and Microbial Shock. Dermatological Manifestations of Infection. Hematological Manifestations of Infection. Recovery from Infection. Specific Problems of Infectious Diseases: Introduction. Opportunistic and Wound Infections. Influenza and Other Viral Respiratory Infections. Streptococcal Infections and Complications. Acute Pulmonary Infections. Chronic Pulmonary Infections: Tuberculosis and Histoplasmosis. Infectious Diarrheas. Viral Hepatitis. Urinary Tract Infections. Venereal Infections (Sexually Transmissible Disease). Meningitis and Encephalitis. Infectious Mononucleosis. Infective Endocarditis. Management and Prevention of Infectious Disease: Introduction. Antimicrobial Therapy. Systemic Mycoses and Antifungal Therapy. Antiviral Therapy. Untoward Consequences of Antimicrobial Therapy. Isolation of the Infected Patient. Immunization Procedures. Tabulation and Other References of Infectious Diseases: Introduction. Tabulation of Infectious Diseases. Selected References. Index.

1978/545 pages/11 illustrations/\$22.50

CLINICAL CONCEPTS OF IMMUNOLOGY

By Robert H. Waldman, MD

A concise yet comprehensive reference covering the basic science and the concepts of immunology as it relates to clinical practice. Written in a clear and readable style, *Clinical Concepts of Immunology* is a primary reference of the important clinical correlations of basic immunology and, as such, belongs in the library of every specialist who must deal with the complex diagnosis and treatment of patients with immunologic disorders.

Contents The Immune Systems — An Introduction. Cell-Mediated Immunity: Congenital Deficiency States in Cell-Mediated Immunity. Cell-Mediated Immunity — Acquired Deficiency States. Tumor Immunology. Transplantation Immunology. Passive Enhancement of Cell-Mediated Immune Response. Diseases of Aberrancy of Cell-Mediated Immunity. Humoral Immunity: Function of the Humoral Immune System. The Complement System. Humoral Deficiency States. Passive Enhancement of Humoral Immunity. Active Immunization. Immune Complex Diseases. Autoantibodies and Human Disease. The Acute Allergic Response — Mediators of Acute Inflammation. Drug Allergy. Section of the Phagocytic System: The Phagocytic System and Host Resistance to Microbial Disease. The Neutrophil In Abnormal Host Resistance — Neutropenia and Abnormal Chemotaxis. Miscellaneous: Immunologic Aspects of the Spleen. Immunohematology. Non-Specific Immunity. Interferon and the Immune System. Evaluation of Patients with Immunologic Diseases. Index.

1979/263 pages/32 illustrations/\$19.50

Yes, please send me:

_____ copy(ies) of **CLINICAL CONCEPTS OF INFECTIOUS DISEASES**, 2nd edition, by Cluff & Johnson (1655-5) at \$22.50 each.

_____ copy(ies) of **CLINICAL CONCEPTS OF IMMUNOLOGY** by Waldman (8656-1) at \$19.50 each

name _____

address _____

city _____ state _____ zip code _____

☐ check enclosed ☐ bill me

Williams & Wilkins —Dept 221 P.O. Box 1496
Baltimore, Md 21203

All books sent on 20-day approval. Save postage and handling by enclosing payment with order. Maryland residents please add 5% sales tax. Prices subject to change without notice. Prices outside the U.S. slightly higher.

CREDIT CARD PURCHASE (Check one) ☐ VISA ☐ Master Charge

card # _____

expiration date _____

TOLL-FREE TELEPHONE ORDERING (9 am to 4 pm)

For ordering with or without charge card, call: 1-800-638-0672.

Maryland residents call collect: 528-4221.

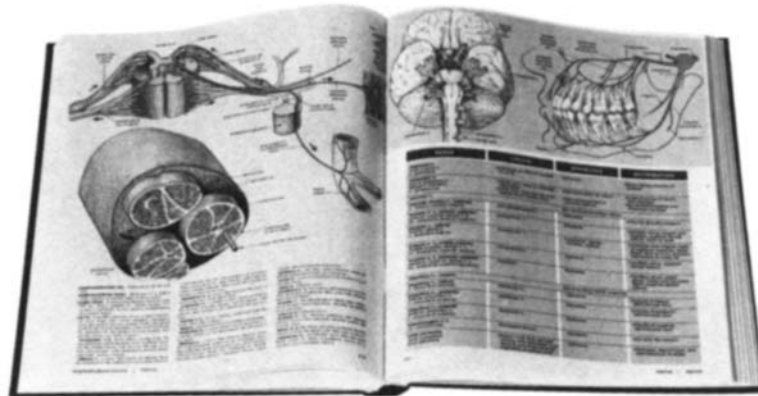
Melloni's Illustrated Medical Dictionary

Just published —
the
ideal medical
reference for

- office
- lab
- clinic
- library

Color highlights

Outstanding illustrations



Clear, concise definitions

Numerous tables and charts

For the person whose job requires knowledge of health science terminology, **Melloni's** is the reference to turn to. Medical words, definitions, concepts — all are explained clearly and quickly in a unique visual format. Readers get a concise and rapidly comprehended store of knowledge. Retention is improved, too, because with **Melloni's** they're not just reading a definition, they're seeing it!

One reviewer said,

"If a dictionary could ever get on a best seller list, Melloni's should! Readable, interesting format, beautiful illustrations — highly recommended!"

Order
today!

1979/532 pages/27,085 entries/2,537 illustrations/\$16.50



Williams & Wilkins

Publishers of medical and scientific books for 80 years.

Yes, please send me _____ copy(ies) of the exciting new MELLONI'S ILLUSTRATED MEDICAL DICTIONARY at \$16.50 each, on 20-day approval. (If purchased in Maryland, please add 5% sales tax.)

Name _____

Library _____

Address _____

City _____

State _____

Zip _____

☐ check enclosed ☐ bill me ☐ VISA ☐ MASTER CHARGE

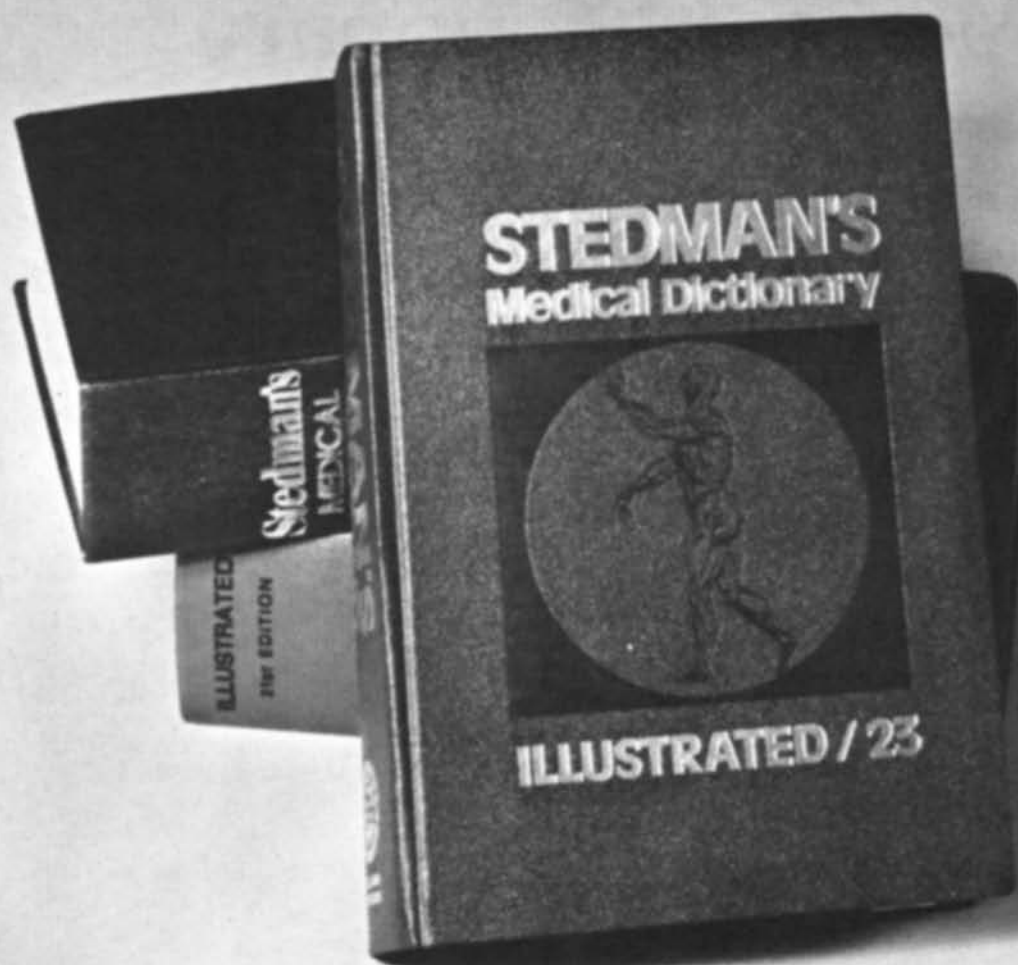
TOLL-FREE TELEPHONE ORDERING: call 1-800-638-0672.

In Maryland call collect: 528-4221.

**Williams
& Wilkins**

Dept. 280 P.O. Box 1496 Baltimore, Maryland 21202

Practice Makes Perfect



We know you count on your medical dictionary. That's why we made Stedman's 23 as perfect as we knew how.

Drawing upon the combined assets of man and computer, Stedman's captures the total spectrum of terminology relevant to the life sciences. Each definition has been reviewed by as

many as five medical specialists to ensure proper coverage for subjects in overlapping fields.

Late developments in medical research have provided more than half of the 28,000 new or revised entries. Many of these terms are so current that they were still being entered as the main vocabulary was

prepared for press.

Make it your practice to use Stedman's. We've made perfecting it part of ours.

April 1976, 90,257 entries, 358 illustrations with 31 color plates, 1678 pages, \$27.50

Williams & Wilkins
428 E. Preston Street
Baltimore, Maryland 21202

