

Bionetics does it for you.

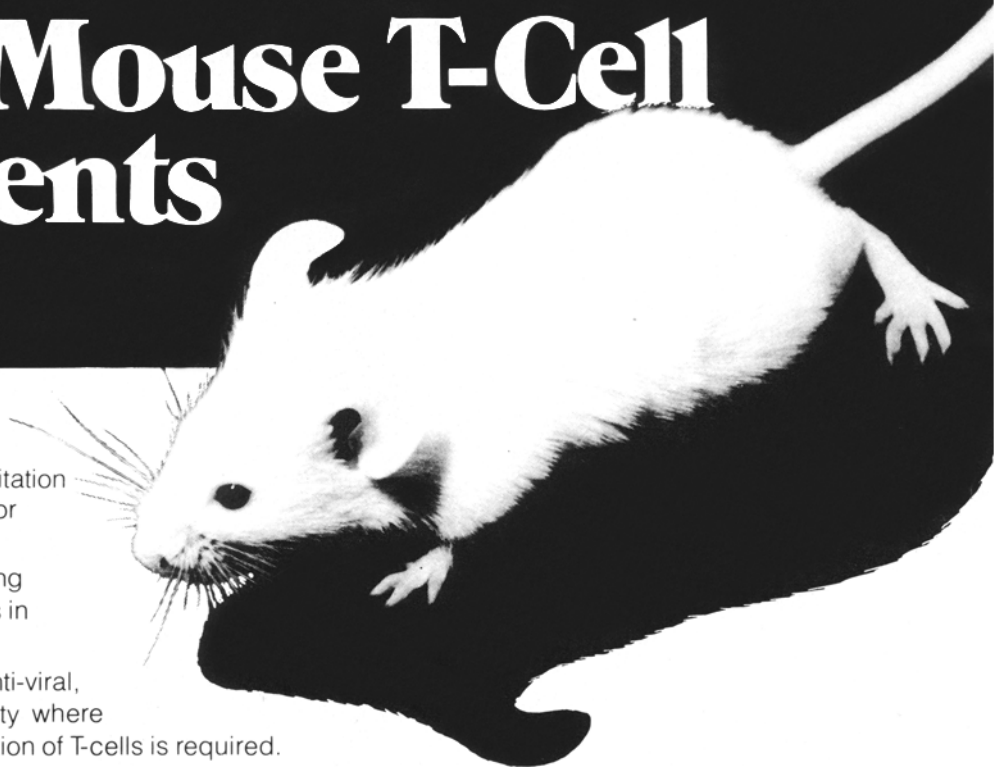
THE ONLY COMPLETE LINE OF

Anti-Mouse T-Cell Reagents

AVAILABLE

FOR:

- Identification and quantitation of T-cells by Direct and/or Indirect FA methods.
- Investigations concerning the role of mouse T-cells in cellular immunity.
- Studies of anti-tumor, anti-viral, or anti-bacterial immunity where identification or elimination of T-cells is required.



Mouse AKR Anti-C3H (Thy 1.2) Ascites
Mock Mouse Anti-Theta Ascites (Control)
Mouse Anti-C3H (Thy 1.2) Gamma Globulin
Rabbit Anti-Mouse Brain (C3H), Adsorbed
Rabbit Anti-Mouse Brain (C3H), Unadsorbed
Rabbit Anti-Mouse Brain (C3H), Adsorbed,
Fluorescein conjugated

Rabbit Anti-Mouse Brain (BALB/c), Adsorbed
Rabbit Anti-Mouse Brain (BALB/c), Unadsorbed
Rabbit Anti-Mouse Brain (BALB/c), Adsorbed,
Fluorescein conjugated

IN ADDITION:

Guinea Pig Complement with Diluent
(Pre-tested for optimal performance in anti-theta
cytolytic procedures)

Each lot of anti-theta is precisely characterized by specific cytolytic activity and effect on mitogenic response.

These reagents are for research use only and are not for use in humans nor for diagnostic or therapeutic purposes.

Please write for our Current Price List and Catalog.



BIONETICS™
Laboratory Products

5516 Nicholson Lane, Kensington, Maryland 20795 / Telephone (301) 881-1557

© 1979 Litton Bionetics, Inc.

Cedarlane Laboratories introduces:

MOUSE T-CELL FUNCTION TEST KIT

Cedarlane Laboratories Limited introduces a kit which will enable the mouse immunologist to carry out functional studies with a series of three T-cell specific antisera. The kit includes all of the following reagents:



Anti-Lyt-1.2 Alloantiserum



Anti-Lyt-2.2 Alloantiserum



Anti-Thy-1.2 Alloantiserum



Low Toxicity Rabbit Complement

These reagents are included in each kit in sufficient quantities to test approximately 2×10^7 lymphocytes with each antiserum. The reagents are shipped frozen on dry ice.



CL 8950 Mouse T-Cell Function Test Kit

One kit \$75.00



Direct orders or inquiries to:

UNITED STATES:



**ACCURATE CHEMICAL &
SCIENTIFIC CORPORATION**

28 TEC STREET, HICKSVILLE, N.Y. 11801

Telephone (516) 433-4900

WORLDWIDE EXCEPT U.S.



**CEDARLANE
LABORATORIES
LIMITED**

5516-8TH LINE, R.R. 2
HORNBY, ONTARIO, CANADA L0P 1E0

Telephone (416) 878-7800

If it isn't a Napco® you may be reading the temperature in the water jacket ...not the chamber.



The Napco 7000 series are the only water jacketed automatic CO₂ incubator that actually tells you the temperature of the chamber, where your important experiment is taking place.

All other water jacketed automatic CO₂ incubators read the *temperature of the water*, not the chamber environment. If your research is temperature sensitive, reading the exact temperature of the

chamber is critical.

For accuracy and reliability, insist on the Napco 7000 models. They are the most advanced incubators on the market. Available in single or space saving vertical models. There's much more. Write for brochure.

If you should ever have an equipment breakdown...

a Heinicke/Napco Minute Man will be on his way to you in 48 hours.

You'll seldom need the Minute Man service, because Heinicke and Napco instruments are built to work. But if you do, dial toll-free 800-327-9783.



Napco® water jacketed automatic CO₂ incubator.
U.S. patent # 3848569

National

Appliance Company

A Heinicke Company
3000 Taft Street
Hollywood, FL 33021
800-327-9783 or
(305) 987-6101

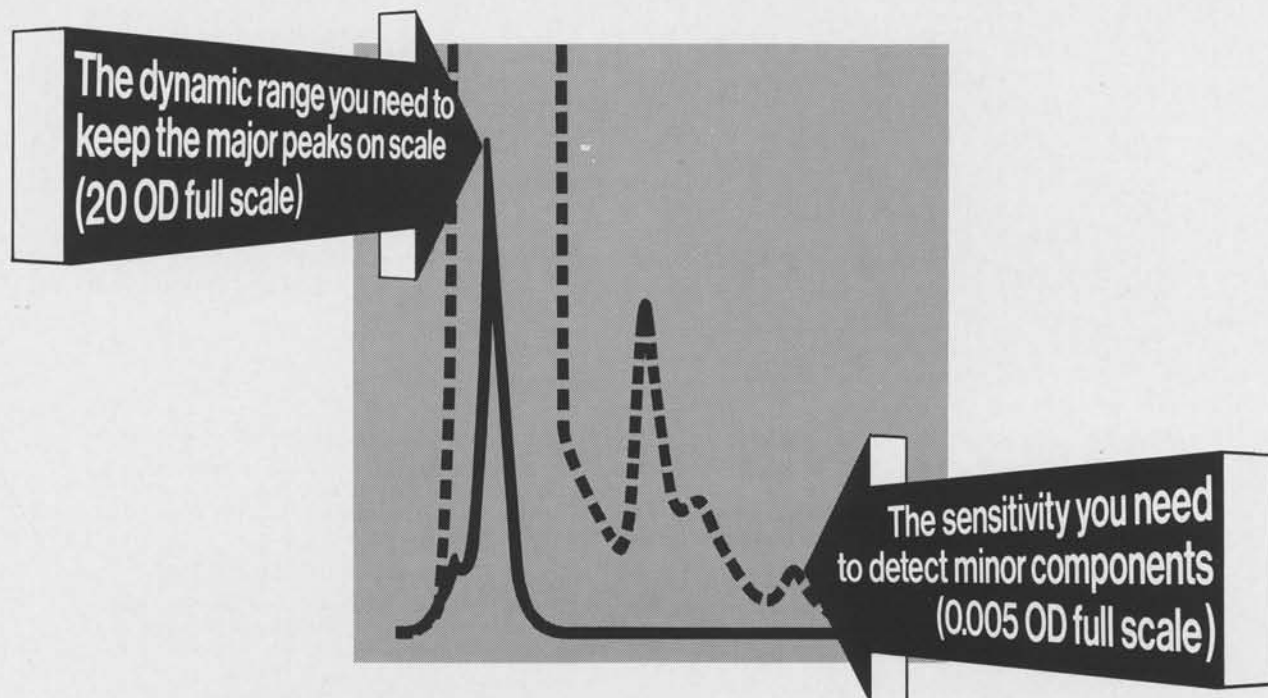
Available at the following dealers:

Curtin-Matheson
Fisher Scientific Co.
Preiser
Sargent-Welch
S.G.A. Scientific
Scientific Products
Arthur H. Thomas Co.
VWR

In Canada:

Canlab
Fisher Scientific Co. Ltd.
Sargent-Welch of Canada Ltd.

Now you can have it both ways!



Pharmacia Dual Path Monitor UV-2

has a unique flow cell with two optical path-lengths for new versatility in UV-monitoring.

- Monitor absorbance quantitatively up to 20 OD units full scale with a sensitivity of 0.005 OD units full scale at the same time, in the same run.
- Monitor at 254 nm and/or 280 nm with two completely independent measuring systems.

The Dual Path Monitor UV-2 has all the other features you expect of a high performance monitor: stability, cold room operation convenience and compact design. For less-demanding applications you can choose the Pharmacia Single Path Monitor UV-1 with a choice of 3 mm or 10 mm flow cell and operation at 254 nm or 280 nm.

Find out more about the practical advantages of column monitoring with the UV-2 and UV-1 Monitors. Ask about the Pharmacia Recorders too.



Pharmacia Fine Chemicals
Division of Pharmacia, Inc.
Piscataway, New Jersey 08854
Phone (201) 469-1222

 **Pharmacia
Fine Chemicals**

"See us at the Tissue Culture Association Meeting"

CELLS OF IMMUNOGLOBULIN SYNTHESIS

Edited by BENVENUTO PERNIS and HENRY J. VOGEL

A Volume in the P & S BIOMEDICAL SCIENCES SYMPOSIA Series

B immunocytes, in their molecular biological, cellular, regulatory, and developmental aspects, are discussed by outstanding contributors. A broad and authoritative picture of the biology of antibody-producing cells thus emerges. Molecular topics include the structure of immunoglobulin genes and their somatic recombination, immunoglobulin messenger RNA's, and the assembly and structure of immunoglobulins. The production of immunoglobulins by several cell variants is presented, as is the formation of monoclonal antibodies by hybrid

B cell lines. The role of membrane immunoglobulins is analyzed in relation to the immune response and tolerance. The significance of the variable and constant regions of immunoglobulins in the regulation of B lymphocytes is covered, and interactions between B immunocyte clones through idiotypic specificities are considered. Finally, the multiple steps in the development of different subpopulations of B lymphocytes are defined from the molecular and biological points of view.

1979, 464 pp., \$42.00 ISBN: 0-12-551850-1

THE ANTIGENS, Volume 5

Edited by MICHAEL SELA

FROM REVIEWS OF PREVIOUS VOLUMES: "For advanced teaching and research workers (this volume) should prove a mine of information."

—Alan F. Williams in *AMERICAN SCIENTIST*

"I am sure that it is sufficient to list the authors and their subject in an attempt to show that the present volume is excellent, stimulating and indispensable. Future volumes of this series are awaited eagerly and with great expectations."—Paul Kallós in *INTERNATIONAL ARCHIVES OF ALLERGY AND APPLIED IMMUNOLOGY*

Future volumes in the P & S BIOMEDICAL SYMPOSIA Series and THE ANTIGENS are now available on a Continuation Order basis. Your Continuation Order authorizes us to ship and bill each future volume in the series automatically, immediately upon publication. This order will remain in effect until cancelled.

CHAPTER HEADINGS: K. E. Hellström and J. P. Brown, Tumor Antigens. P. Pery and G. Luffau, Antigens of Helminths. P. Perlmann and J.-C. Cerottini, Cytotoxic Lymphocytes. P. J. Lachmann, Complement. References are included at the end of each chapter.

1979, 400 pp., \$35.00 ISBN: 0-12-635505-3
Subscription Price \$29.75*

*Subscription prices for individual volumes are valid only on orders for the complete set received before publication of the last volume. Subscription prices are not valid in Australia or New Zealand.

THE BIOLOGY OF THE LYMPHOKINES

Edited by STANLEY COHEN, EDGAR PICK and JOOST J. OPPENHEIM

The Biology Of The Lymphokines is the first volume devoted entirely to the subject of lymphokine biology. The leading investigators in this burgeoning field contribute up-to-date reviews on major areas such as the cellular origin, biochemical characteristics, mechanism of action, biological relevance, pharmacology, and clinical application of lymphokines. A well-balanced view is provided of the mul-

tiplied involvement of lymphokines in immunological as well as non-immunological events. The synthetic treatment of the subject makes this book essential for immunologists, cell biologists, biochemists, microbiologists, hematologists, pathologists, and medical researchers generally.

1979, 656 pp., \$42.50 ISBN: 0-12-178250-6

PSEUDOMONAS AERUGINOSA

Edited by R. G. DOGGETT

Topics discussed in detail in this volume are the role of genetics and of the cell envelope in infection, toxins of *P. aeruginosa*, typing methods for identification of strains, the cell-mediated and the humoral responses to *P. aeruginosa* infection, and immunotherapy. Also covered are resistance to antibiotics, *P. aeruginosa* plasmids, and therapy of burn patients, cancer patients, and cystic fibrosis patients with *P. aeruginosa* infections.

CHAPTER HEADINGS: R. G. DOGGETT, Microbiology of *Pseudomonas aeruginosa*. B. W. Holloway, Role of Formal Genetics in Medical Microbiology. J. W. Costerton et al., The Cell Envelope: Its Role in Infection. P. V. Liu, Toxins of *Pseudomonas aeruginosa*. C. D. Brokopp and J. J. Farmer III, Typing Methods for *Pseudomonas aeruginosa*. R. P. Aduan and H. Y. Reynolds, The Importance of Cell-Mediated Responses to *Pseudomonas* Infection. N.

Hiby, Immunity-Humoral Response. J. E. Pennington, Immunotherapy of *Pseudomonas aeruginosa* Infection. L. E. Bryan, Resistance to Antimicrobial Agents: The General Nature of the Problem and the Basis of Resistance. G. A. Jacoby, Plasmids of *Pseudomonas aeruginosa*. L. S. Young, Recent Advances in the Therapy of *Pseudomonas aeruginosa* Infection. B. A. Pruitt, Jr. and R. B. Lindberg, *Pseudomonas aeruginosa* Infections in Burn Patients. V. Rodriguez and G. P. Bodey, Epidemiology, Clinical Manifestations, and Treatment in Cancer Patients. N. N. Huang and R. G. Doggett, Antibiotic Therapy of *Pseudomonas* Infection in Patients with Cystic Fibrosis. R. B. Kohler and A. White, Miscellaneous *Pseudomonas* Disease. Each chapter contains references.

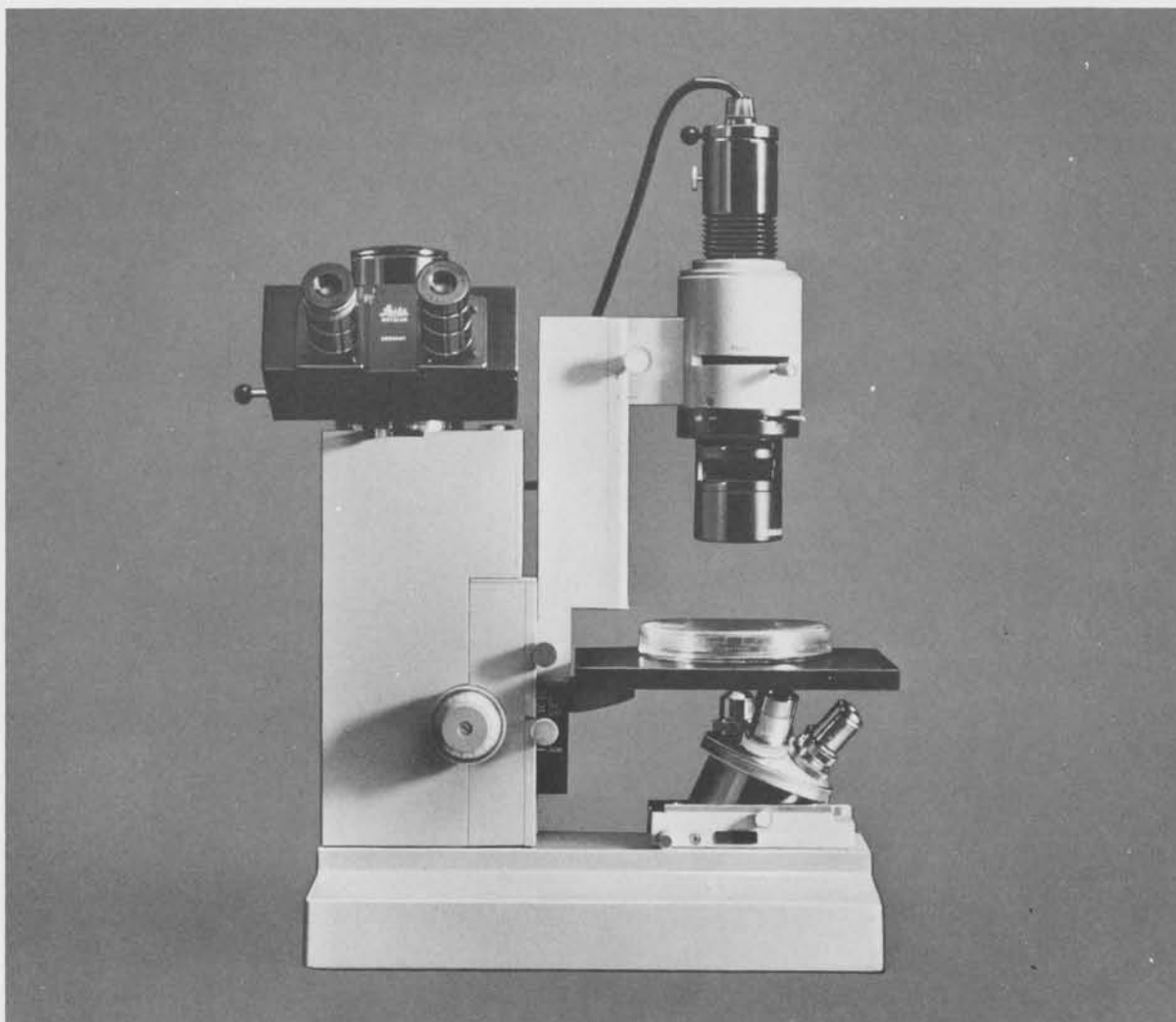
1979, 528 pp., \$41.00 ISBN: 0-12-219550-7

Send payment with order and save postage and handling charge.
Prices are subject to change without notice.

ACADEMIC PRESS, INC.

A Subsidiary of Harcourt Brace Jovanovich, Publishers

111 FIFTH AVENUE, NEW YORK, N.Y. 10003
24-28 OVAL ROAD, LONDON NW1 7DX



3367R

The first inverted microscope designed as an inverted microscope.

The new Leitz Diavert® was engineered from the base up to meet the special requirements of inverted microscopy. It is exceptionally stable with a large rectangular base area. The stand will support large or small vessels and photomicrographic equipment, including the Leitz Orthomat® fully automatic camera and the Leicina® Super 8 movie camera for time lapse studies.

The large object stage is positioned low so you can see what you are doing while manipulating the specimen.

The image moves in the same direction as the specimen. Reason: image-erecting optics. The transmitted light source moves with the stage so it doesn't have to be refocused when

you change the specimen plane.

Special long-working-distance, brightfield as well as phase objectives, and also long-working-distance condensers (up to 64mm) are important features.

The Diavert is a building block system so you can readily employ all the techniques of light microscopy, including new interference contrast and incident fluorescence accessories. If you own a Leitz Ortholux II research microscope, you can interchange all Ortholux accessories.

For information call 201-767-1100 or write E. Leitz, Inc., Dept. SR3, Rockleigh, N.J. 07647.

Leitz

Where most new developments start.



One of the reasons why you get best value in guinea pigs from Camm

CAMM guinea pigs are bred and developed under carefully controlled environmental conditions. Holding rooms are equipped with HEPA filters to deliver clean air to the animals.

Strict sanitary animal husbandry safeguards are employed and animals are monitored microbiologically and histologically.

That's why CAMM guinea pigs will arrive in a healthy, alert condition ready for your biomedical

research, tests and experiments in Bacteriology, Endocrinology, Immunology, Nutrition, Virology and Pharmacology.

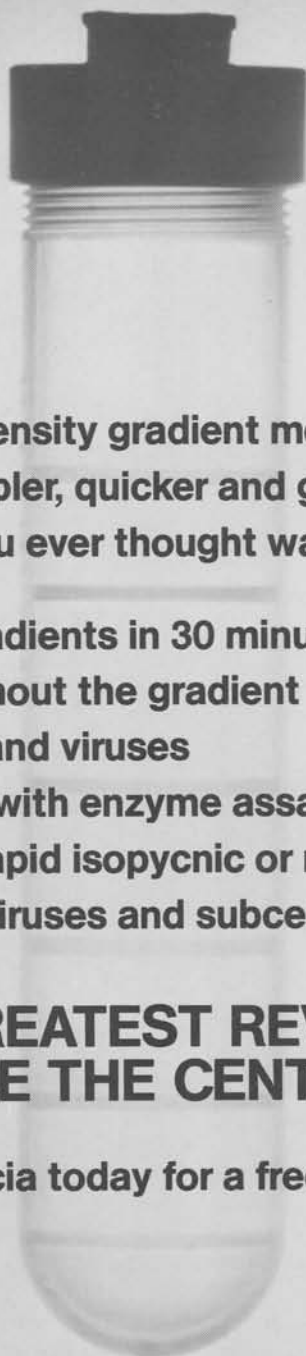
You can choose from seven different strains of CAMM-Hartley-derived or English short hairs. Shipment can be within 24-48 hours.

Write CAMM at 414 Black Oak Ridge Road, Wayne, New Jersey, 07470 or phone (201) 694-0703 for details and prices.

CAMM Guinea Pigs

to meet your requirements in quality lab animals

MIX AND SPIN PERCOLL™




A new density gradient medium which makes centrifugation simpler, quicker and gives much greater resolution than you ever thought was possible.

- Self-generating gradients in 30 minutes or less
- Isoosmotic throughout the gradient
- Non-toxic to cells and viruses
- Does not interfere with enzyme assays or quench radioactivity
- Low viscosity for rapid isopycnic or rate zonal separations
- Suitable for cells, viruses and subcellular particles

THE GREATEST REVOLUTION SINCE THE CENTRIFUGE

Contact Pharmacia today for a free descriptive booklet.

Pharmacia Fine Chemicals
Division of Pharmacia, Inc.
Piscataway, New Jersey 08854
Phone (201) 469-1222



Clinical Histocompatibility Testing

Volume 3

Edited by CHARLES B. CARPENTER, M.D.

Volume X, Number 4, 1978

This latest volume of the proceedings of the annual meeting of the American Association for Clinical Histocompatibility Testing continues to serve as a forum for presentation of the latest advances in the field. Considerable emphasis is given to defining the nature of the HLA-D region. Of interest and importance are the reports that the blood group substances Chido and Rodgers are, in fact, the cell-surface-absorbed allotypes of the fourth component of complement, C4. New data are provided on depressed help, or suppression, in *in vitro* models of alloimmunity. The importance of the HLA-D region for histoincompatibility in transplantation is emphasized by new studies in renal and bone marrow transplantation, and the role of the HLA system in disease susceptibility is further emphasized by new data in juvenile diabetes mellitus and other conditions.

A "Transplantation Proceedings" reprint

1979, 320 pp., \$27.50 ISBN: 0-8089-1207-0

Developmental Immunobiology

Edited by GREGORY W. SISKIND, M.D.,

STEPHEN D. LITWIN, M.D., and

MARC E. WEKSLER, M.D.

Proceedings of the 5th Irwin Strasburger Memorial Seminar on Immunology

The purpose of these symposia is to bring together each year, outstanding medical scientists to discuss current aspects of problems related to both immunology and cancer. Of particular interest in this latest volume is the attention given to the differentiation and function of the B-cell population, and the effects of aging on the immune system. The authors attempt to touch on critical issues and highlights of the field rather than to survey all present knowledge.

1979, 272 pp., \$15.50 ISBN: 0-8089-1191-0

Send payment with order and save postage and handling charge. Prices are subject to change without notice.

GRUNE & STRATTON

A Subsidiary of Harcourt Brace Jovanovich, Publishers

111 FIFTH AVENUE, NEW YORK, N.Y. 10003

24-28 OVAL ROAD, LONDON NW1 7DX

*for
prompt
subscription
service...*

attach label here

Please use this coupon and attach a recent label in the space provided when writing to us about:

- change of address
- renewal
- questions regarding your subscription

Please use the space below to indicate your new address.

Name of Journal _____

Name _____

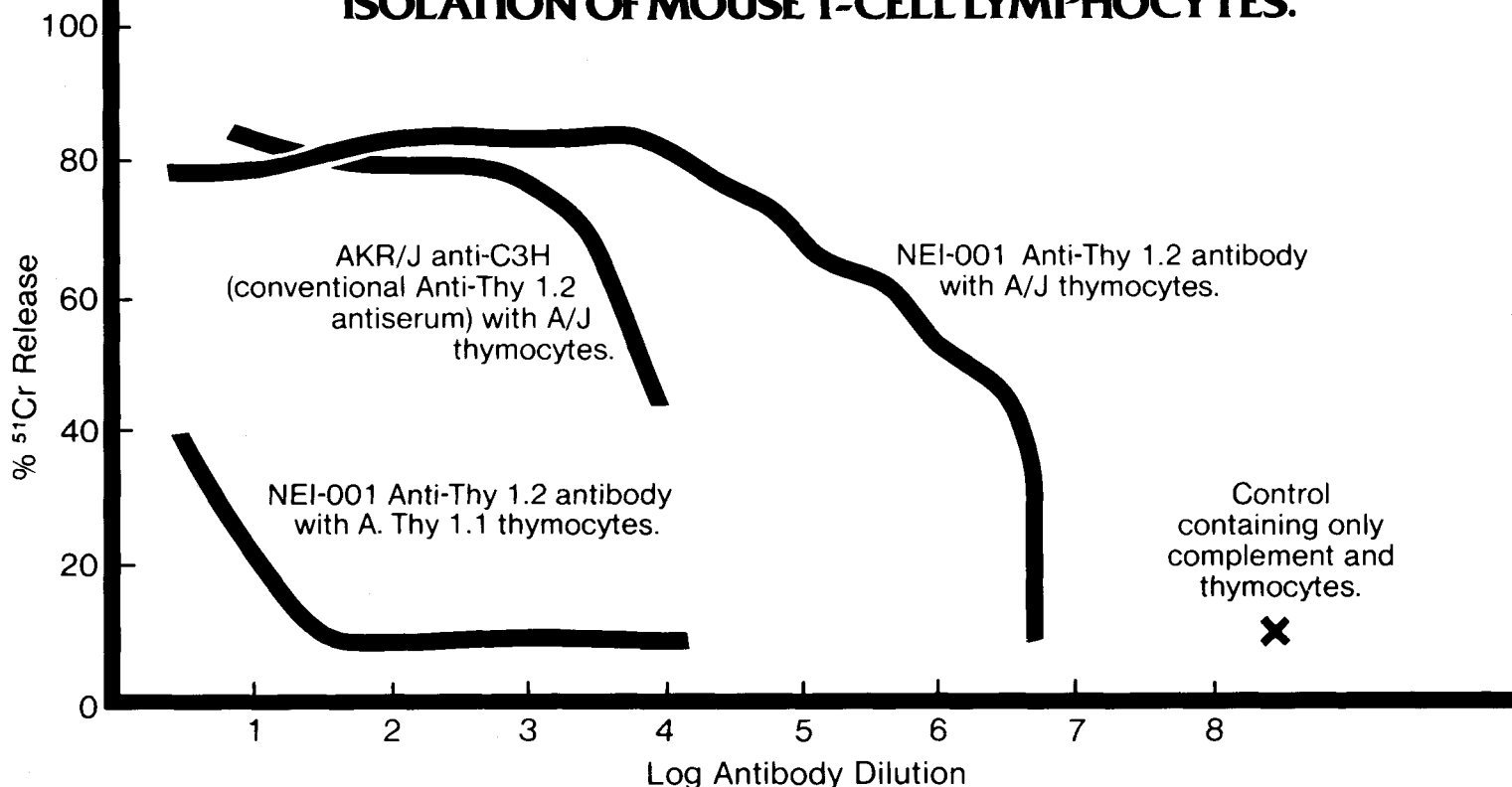
Address _____

City _____

State/Zip _____

The Williams & Wilkins Co.
428 East Preston Street
Baltimore, Maryland 21202

A NEW DIMENSION ADDED TO CELLULAR RESEARCH:
MONOCLONAL ANTI-THY 1.2
FOR IDENTIFICATION, LOCATION, AND
ISOLATION OF MOUSE T-CELL LYMPHOCYTES.



Typical cytotoxic activity of NEN Anti-Thy 1.2 antibody and conventional Anti-Thy 1.2 antiserum on ⁵¹Cr-labeled A/J thymocytes and A. Thy 1.1 thymocytes. (Antibody dilutions were each incubated with guinea pig complement and 1.25×10^5 ⁵¹Cr-labeled thymocytes).

New England Nuclear, the world's leading manufacturer of radioactive chemicals for research, presents a new tool for immunological studies of cellular systems. It is an extraordinarily specific antibody with greatly increased affinity for cell surface antigen, useable at titers of $1:10^6$ in an efficient and rapid technique.

Anti-Thy 1.2 is available from New England Nuclear in two concentrations: as ~1mg immunoglobulin (Cat. No. NEI-001) or ~0.1mg immunoglobulin (Cat. No. NEI-001A), both supplied in 1ml of buffer solution. For prices and further information, please return the coupon or call toll free **800-225-1572**.

NEN New England Nuclear

549 Albany Street, Boston, Mass. 02118
 Call toll-free: 800-225-1572
 (In Massachusetts and International: 617-482-9595)

NEN Chemicals GmbH: D-6072 Dreieich, W. Germany, Postfach 401240,
 Telephone: (06103) 85034, Telex: 4-17993 NEN D
NEN Canada Ltd., 2453 46th Avenue, Lachine, Que. H8T 3C9,
 Telephone: 514-636-4971, Telex: 05-821808

Not for use in humans or clinical diagnosis.

Please send prices and complete information on Anti-Thy 1.2

Name _____

Institution _____

Address _____

_____ Zip _____

Tel. No. _____

Mail to:

New England Nuclear
 549 Albany Street
 Boston, Massachusetts 02118


FACULTY POSITIONS IN IMMUNOLOGY

The Department of Microbiology and Immunology invites application for four openings at the Assistant/Associate/Full Professor level in a newly formed Section of Immunology. Applicants must have a doctorate degree (or equivalent) and postdoctoral training in molecular or cellular immunology or immunogenetics. Preference will be given to individuals whose research deals with structure, function and regulation of lymphocyte genes, lymphocyte cell surface receptors or antigens, structure-function properties of lymphocyte membranes, and regulation of lymphocyte functions. The applicants must have an interest in and be able to teach medical and graduate students and have a desire for career development in a University/Medical School setting. Send curriculum vitae, brief summary of present and future research and names and addresses of three references to:

J. L. Claflin, Department of Microbiology and Immunology,
6643 Medical Science Building II,
The University of Michigan Medical School,
Ann Arbor, Michigan 48109

*The University of Michigan is an equal opportunity/
affirmative action employer.*

Help us to serve you better.....



**USE
YOUR
ZIP
CODE**

**Remember, your zip code
provides faster, more direct
delivery of your journals.
Use it on all correspondence,
too.**

Behringwerke

Wir sind ein namhaftes Unternehmen der pharmazeutischen Industrie mit Sitz in der Universitätsstadt Marburg und gehören zur Hoechst-Gruppe.
Im Rahmen unserer virologischen Forschung entwickeln wir neue Präparate für Therapie und Prophylaxe und suchen deshalb jüngere

Naturwissenschaftler/ Virologen (Mediziner, Biochemiker, Biologen oder Chemiker)

die über ein virologisches oder immunologisches Thema promoviert haben bzw. bereits seit mehreren Jahren in einem virologischen Institut tätig sind und über entsprechende Erfahrungen verfügen.

Sie sollten etwa 30 Jahre alt sein, gute Englischkenntnisse besitzen und zur Teamarbeit in der Lage sein.

Unsere finanziellen und sozialen Leistungen entsprechen der Bedeutung dieser Position. Die näheren Einzelheiten möchten wir dann ggf. in einem persönlichen Gespräch erörtern.

Bitte richten Sie Ihre Bewerbung zunächst mit ausführlichen Unterlagen an die

Personalabteilung der Behringwerke AG
Postfach 1140 · 3550 Marburg 1

BEHRING INSTITUT

**AVAILABLE
FOR THE
FIRST
TIME!**

Anti-Human Fibronectin
**(Cold-Insoluble Globulin,
LETS Protein)**

MADE IN GOAT OR RABBIT

Available as Anti-Serum, IgG fraction,
F(ab')₂ fragments, Fluorescein, Rhodamine,
Peroxidase and Ferritin Conjugates.



Specialists in Fluorescein, Rhodamine,
Ferritin, Peroxidase and Custom Conjugations
and of Conjugated F(ab')₂ Fragments or
Fab Fragments of Antiserums.

Cappel Laboratories, Inc.

Cochranville, PA 19330

Phone: (215) 593-6914


Toll Free: (800) 523-7620

Should your photometer We're inclined to

Why are most photometers built to read horizontally?

We can't think of one good reason! But, we can think of a lot of good reasons why a vertical photometer—specifically our new **Titertek® Multiskan Microplate Reader**—outperforms any horizontal unit on the market.

Vertical vs Horizontal



Dilution Error	NO	YES
Evaporation Error	NO	YES
Layering Error	NO	YES
Light Distortion	MINIMAL	SIGNIFICANTLY GREATER
Speed	RAPID READING	SLOWER READING

The **Titertek Multiskan** vertical photometer achieves its distinct advantage because the

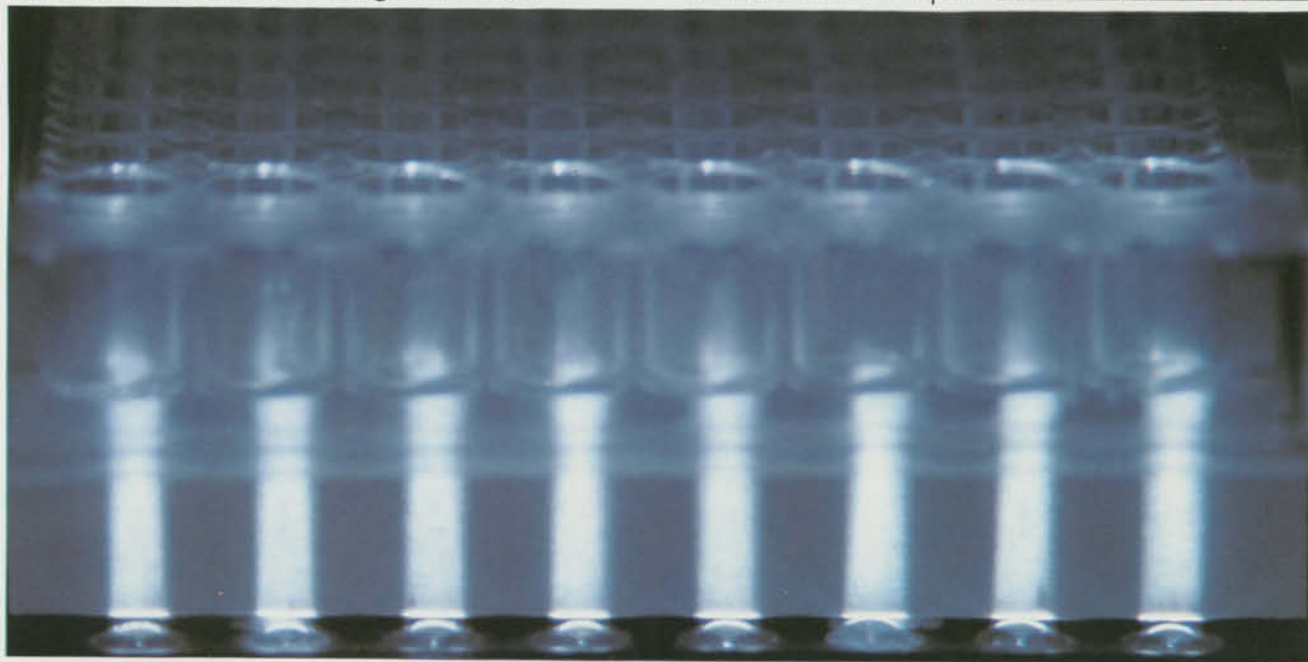
focused beam of light:

- passes through only one container wall
- traverses the entire sample
- requires minimal sample volume (as little as 100 microliters)
- reads 96 samples in less than a minute

The Multiskan Breakthrough

Multiskan incorporates current state-of-the-art microprocessor circuitry to provide you with an instrument that can read 96 samples precisely and quickly.

Multiskan is simplicity in itself. Pipette 1 to 96 samples (as little as 100 microliters) into a standard polystyrene, flat bottom microtitration plate. Load the plate into the carrier, push the activate button and step back. In less than 60 seconds, you will receive a hard copy print out of your results. It's that simple!



**We refer you to the findings of Drs. Eisenwiener and Keller, CLIN. CHEM. 25/1, 117-121 (1979).*

read samples horizontally? think differently*

Multiskan makes light work of EIA (Enzyme-Linked Immunoassay) and other applications

Multiskan is designed to operate in either of two measurement modes. The quantitative Absorbance Mode, is perfectly suited to reading enzyme-linked immunoassays (EIA) and various tests in clinical chemistry. The qualitative Matrix

Mode, effectively flags positives for EIA and MIC studies, cytotoxicity assays and other applications currently under study.

If you are inclined to believe we have developed a better method of photometry, contact Flow Laboratories. If you are still wavering, let us send you our complete literature package on the new **Titertek Multiskan Microplate Reader**. We think you will also be inclined to agree with us.



Flow Laboratories, Inc.

Subsidiary of Flow General Inc.

7655 Old Springhouse Road/McLean, Virginia 22102
(703) 893-5925 **Toll Free number: (800) 336-0424**

936 West Hyde Park Blvd./Inglewood, California 90302
(213) 674-2700

1625 Sismet Road, Unit #10/Mississauga,
Ontario/Canada L4W 1V6 (416) 624-0740

Made for Flow Laboratories by Eflab, Oy Helsinki, Finland

Titertek and Flow Laboratories are trademarks of Flow Laboratories, Inc.



Now you can benefit from the immunologic advances of international authorities in your field...

This three-volume set will assist you in everyday practice:

3rd edition

HANDBOOK OF EXPERIMENTAL IMMUNOLOGY

Edited by D. M. Weir, M.D.

1,232 pages, 507 illustrations in three volumes. Price, \$98.00.

This important work offers comprehensive coverage on a wide range of techniques available to the experimental immunologist, contributed by experts in each field. This new edition has been updated on the latest standards and contains expanded sections on measurement of antibody affinity, lymphocyte separation and characterization, and new appendices on biometrics and mouse breeding techniques. The book is designed as a handbook and, for the convenience of those who are primarily concerned with only one or two of the subjects, it is also available as three separate paperback volumes, each of which contains a full list of contents and a comprehensive index to the complete work.

Volume I. IMMUNOCHEMISTRY. 534 pages, 275 illustrations.

CONTENTS — Antigens * Complement * Immunoglobulins: purification and characterization * Immunogenetics * Antigen-antibody interactions: primary interaction * Methods for the study of the affinity and kinetics of antigen-antibody reaction * Secondary interaction

Volume II. CELLULAR IMMUNOLOGY. 350 pages, 140 illustrations.

CONTENTS — Lymphocytes * Phagocytes * Cellular antigens and products

Volume III. APPLICATION OF IMMUNOLOGICAL METHODS. 348 pages, 92 illustrations.

CONTENTS — Immunological methods in microbiology, virology, mycology, helminthology * Demonstration of antibodies to protozoa * Notes on problems associated with in vitro sensitization and antigen-antibody reactions * Techniques for the study of assay or reagins in allergic subjects * The handling and assay of mediators in hypersensitivity reactions * Tests of immune function * APPENDICES

A New Book. SPERMATOOZOA, ANTIBODIES AND INFERTILITY.

Edited by Jack Cohen, D.Sc., F.I.Biol. and W. F. Hendry, Ch.M., F.R.C.S. This unique volume is composed of thoroughly edited papers from a symposium attended by physicians, biologists, and basic scientists. In it, leaders in the field discuss numerous significant aspects of infertility, including recent advances in the diagnosis and treatment of the problem. Since several of the papers were written from the scientist's point of view, you'll gain insight into the problem's underlying principles. Find out what your British colleagues are learning — and doing — about infertility. May, 1979. 224 pp., 35 illus. Price, \$27.50.

New 2nd Edition. **NASAL ALLERGY.** By Niels Mygind, M.D. Allergic diseases of the nose and paranasal sinuses are among the most common presented in otorhinolaryngology, allergy and respiratory medicine, although no recent book has been devoted exclusively to the subject. This second edition provides comprehensive discussions on the ultrastructure, immunology, disease and therapy as it provides a guide to the practical management of these disorders. August, 1979. Approx. 377 pp., 147 illus. About \$47.50.

A New Book. **IMMUNOLOGY AT A GLANCE.** By John H. L. Playfair, M.B., B.Chir., Ph.D. December, 1979. Approx. 160 pp., 35 illus. **About \$11.50.**

For faster service, or if coupon has been removed, CALL US! Dial toll-free (800) 325-4177, ext. 10; in Missouri, call collect (314) 872-8370, ext. 10 during our regular business hours. A90664.

MOSBY

TIMES MIRROR

THE C. V. MOSBY COMPANY
11830 WESTLINE INDUSTRIAL DRIVE
ST. LOUIS, MISSOURI 63141

...with the help of Mosby and these Blackwell Scientific Publications.

Mail this coupon today and you'll have 30 days to evaluate your selections.

YES! I want to inspect an on-approval copy of the book(s) I've checked below.	
<input type="checkbox"/> HANDBOOK OF EXPERIMENTAL IMMUNOLOGY, (B5393-2) 3-volume set (hardcover) \$98.00	<input type="checkbox"/> Bill me <input type="checkbox"/> Payment enclosed
<input type="checkbox"/> IMMUNOCHEMISTRY, (B5394-0) Vol. 1, (paperback) \$36.00	<input type="checkbox"/> mastercharge # _____
<input type="checkbox"/> CELLULAR IMMUNOLOGY, (B5395-9) Vol. 2, (paperback) \$31.00	<input type="checkbox"/> VISA # _____
<input type="checkbox"/> APPLICATION OF IMMUNOLOGICAL METHODS, (B5396-7) Vol. 3, (paperback) \$31.00	Name _____
<input type="checkbox"/> SPERMATOOZOA, ANTIBODIES AND INFERTILITY, (B1094-X), \$27.50	Address _____
<input type="checkbox"/> NASAL ALLERGY, 2nd edition, (B3614-0) \$47.50*	City _____
<input type="checkbox"/> IMMUNOLOGY AT A GLANCE, (B3947-6) \$11.50*	State _____ Zip Code _____
A90664	30-day approval offer good in U.S. and Canada. Prices effective in U.S. and subject to change.
	Fill out coupon and mail to: THE C. V. MOSBY COMPANY, 11830 Westline Industrial Drive, St. Louis, MO 63141

In ion exchange chromatography,

who has it all?





Pharmacia has it all... ion exchangers, gradient mixer, columns

Since no single ion exchanger is best for all applications, Pharmacia now enables you to choose between three matrices: Sepharose® (cross-linked agarose), Sephadex® (cross-linked dextran), and now Sephacel® (cross-linked cellulose). Although they have different properties, they are all beaded to pack easily without generating fines.

Pharmacia also makes available the Gradient Mixer GM-1 for producing linear concentration gradients as well as reproducible pH gradients. Choose from a broad range of precisely engineered chromatographic columns for every application.

Pharmacia Fine Chemicals
Division of Pharmacia Inc.
Piscataway, New Jersey 08854

 **Pharmacia
Fine Chemicals**



ANNOUNCING A MAJOR NEW JOURNAL

THYMUS

the international
journal of thymology

This journal has been created to meet the increasing demand for comprehensive and integrated coverage of progress in all areas related to the thymus. A strict editorial policy will ensure that only those papers reflecting and contributing to advances currently taking place will be considered for inclusion. Providing a unique forum for researchers and clinicians, the journal should stimulate the constructive

exchange of ideas and advances between immunologists and endocrinologists in this field.

Aims and Scope

This journal is devoted to the publication of material within the general field of Thymology. Contributions on both clinical and basic developments of immunobiology in relation to the Thymus in its broadest sense will be considered for publication. This will include studies related to T-lymphocytes and immunodeficiencies as well as pathological and biochemical studies.

Editor-in-Chief:

J.-L. TOURAINE

*Pav. P. Hôpital Edouard Herriot
5, Place d'Arsonoval, Lyon, Cedex 2 France*

Consulting Editor:

R.A. GOOD

New York, NY, U.S.A.

Editorial Board:

F. Aiuti, Rome, Italy
R. Auerbach, Madison, WI, U.S.A.
J.F. Bach, Paris, France
B. Benacerraf, Boston, MA, U.S.A.
E.A. Boyse, New York, NY, U.S.A.
R.H. Buckley, Durham, NC, U.S.A.
H. Cantor, Boston, MA, U.S.A.
G.R. Burgio, Pavia, Italy
J.C. Cerottini, Lausanne, Switzerland
L. Chess, New York, NY, U.S.A.
J. Comsa, Hamburg, Germany
A.J.S. Davies, London, U.K.
P. Deschaux, Lyon, France
A. Di George, Philadelphia, PA, U.S.A.
M. Feldmann, London, U.K.
R. Fontanges, Lyon, France
H. Friedman, Philadelphia, PA, U.S.A.
S.S. Frøland, Oslo, Norway
H.H. Fudenberg, Charleston, SC, U.S.A.

R.A. Gatti, Los Angeles, CA, U.S.A.
F.W. Gelfand, Toronto, Canada
R.K. Gershon, New Haven, CT, U.S.A.
A.L. Goldstein, Washington, DC, U.S.A.
G. Goldstein, Raritan, NJ, U.S.A.
P. Hayry, Helsinki, Finland
G. Holm, Stockholm, Sweden
R. Hong, Madison, WI, U.S.A.
J.H. Kersey, Minneapolis, MN, U.S.A.
C.H. Kirkpatrick, Bethesda, MD, U.S.A.
H.W. Lischner, Philadelphia, PA, U.S.A.
F. Loor, Basel, Switzerland
Y.M. Lopukhin, Moscow, U.S.S.R.
T.D. Luckey, Columbia, MO, U.S.A.
J.F.A.P. Miller, Melbourne, Australia
R.G. Miller, Toronto, Canada
J.C. Monier, Lyon, France
J.B. Natvig, Oslo, Norway
C. Nezelof, Paris, France
G.J.V. Nossal, Melbourne, Australia

G.G. Petranyi, Budapest, Hungary
G.E. Roelants, Nairobi, Kenya
A. Schimpl, Würzburg, Germany
M. Schlesinger, Jerusalem, Israel
B. Serrou, Montpellier, France
K. Shortman, Melbourne, Australia
M. da Sousa, New York, NY, U.S.A.
O. Stutman, New York, NY, U.S.A.
T. Tada, Tokyo, Japan
N. Talal, San Francisco, CA, U.S.A.
N. Trainin, Rehovot, Israel
J.L. Turk, London, U.K.
J. Van Bekkum, Rijswijk, The Netherlands
J.J. Van Rood, Leiden, The Netherlands
H. Wagner, Mainz, Germany
T.A. Waldman, Bethesda, MD, U.S.A.
H. Wigzell, Uppsala, Sweden
J. Wybran, Bruxelles, Belgium
E.J. Yunis, Boston, MA, U.S.A.
R.M. Zinkernagel, Boston, MA, U.S.A.

The following articles to be included in the first issue reflect the broad scope of the journal:

R.A. Good: Clinical thymology (review article)

J.F.A.P. Miller: Experimental thymology has come of age (review article)

S. Kontiainen and M. Feldmann: Structural characteristics of antigen-specific suppressor factors: definition of 'constant' region and 'variable' region determinants

J. Comsa, H. Leonhardt and K. Ozminski: Hormonal influences on the secretion of the thymus

S. Gupta, A. Miescher and R.A. Good: Subpopulations of human T lymphocytes

P. Deschaux, B. Massengo and R. Fontanges: Endocrine interaction of the thymus with the hypophysis, adrenals and testes; effects of two thymic extracts

C. Taswell, H.R. MacDonald and J.-C. Cerottini: Limiting dilution analysis of alloantigen-reactive T lymphocytes.

II. Effect of cortisone and cyclophosphamide on cytolytic T lymphocyte precursor frequencies in the thymus.

ELSEVIER/NORTH-HOLLAND BIOMEDICAL PRESS

For further information on instructions to authors and/or free sample copy please write to:

In the U.S.A. and Canada
JOURNAL INFORMATION CENTER
Elsevier's Science Division
52 Vanderbilt Ave.,
New York, NY 10017

In all other countries:
ELSEVIER/NORTH-HOLLAND
BIOMEDICAL PRESS
P.O. Box 211, Amsterdam,
1000 AE, The Netherlands

Please send your orders to the Amsterdam address

The Dutch guilder price is definitive. US\$ prices are subject to exchange rate fluctuations.

5455 BMP

HARVESTING LYMPHOCYTES?



LECTIN-INDUCED DIFFERENTIAL CYTOAGGLUTINATION

LIDC PROVIDES A SUPERIOR SYSTEM FOR THE RAPID SEPARATION OF LYMPHOCYTES ON A LARGE OR SMALL SCALE.

SOYBEAN AGGLUTININ-L
PEANUT AGGLUTININ
WHEAT GERM AGGLUTININ

AND OVER 100 LECTINS
AND RELATED
BIOCHEMICALS INCLUDING
BIOTIN/AVIDIN SYSTEM REAGENTS.

VECTOR LABORATORIES, INC.

1479 Rollins Road, Dept. 12
Burlingame, CA 94010
Phone: (415) 348-3737



You Can't Afford **Bacterial Contamination** in your cell cultures

Schering

Protect them with GRS

- **Broad Antibacterial Spectrum**

—Broader than pen/strep combined

- **Protection Against Mycoplasmas**

—Protects against 29 strains of mycoplasmas

- **Extraordinary Stability**

—Completely stable for long periods under cell culture conditions

—*Can actually be autoclaved!*

- **Lack of Cytotoxicity**

—Minimal effect on most cell lines at bactericidal levels

- **Cost Effective**

—*Protection for less than 6¢ per T75 flask (20 ml with GRS at 50mcg/ml)*

Get the protection you need,
without unnecessary risk to your valuable
cell cultures with:

GRS **Gentamicin**
Reagent Solution
10mg/ml and 50mg/ml vials

the antibiotic of choice for cell culture

Sterile, ready to use solution
GRS 10 mg/ml (6 X 10 ml vials/bx) \$36.00/bx
GRS 50 mg/ml (10 ml vial) \$28.50/vial

Order from
Schering Corporation
Kenilworth, N.J. 07033
Attn: Institutional Sales
Tel: 201-931-3012

Note: A complete discussion of the above claims will be found in our monograph: "GRS in Cell Culture." Send for your free copy.

Melloni's Illustrated Medical Dictionary

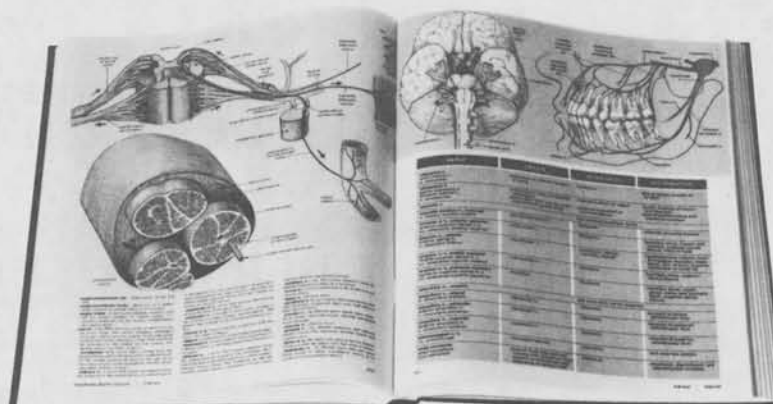
Just published —
the

ideal medical
reference for

- office
- lab
- clinic
- library

Color highlights

Outstanding illustrations



Clear, concise definitions

Numerous tables and charts

For the person whose job requires knowledge of health science terminology, **Melloni's** is the reference to turn to. Medical words, definitions, concepts — all are explained clearly and quickly in a unique visual format. Readers get a concise and rapidly comprehended store of knowledge. Retention is improved, too, because with **Melloni's** they're not just reading a definition, they're seeing it!

One reviewer said,

"If a dictionary could ever get on a best seller list, Melloni's should! Readable, interesting format, beautiful illustrations — highly recommended!"

Order
today!

1979/532 pages/27,085 entries/2,537 illustrations/\$16.50



Williams & Wilkins

Publishers of medical and scientific books for 80 years.

Yes, please send me _____ copy(ies) of the exciting new MELLONI'S ILLUSTRATED MEDICAL DICTIONARY at \$16.50 each, on 20-day approval. (If purchased in Maryland, please add 5% sales tax.)

Name _____

Library _____

Address _____

City _____ State _____ Zip _____

☐ check enclosed ☐ bill me ☐ VISA ☐ MASTER CHARGE

TOLL-FREE TELEPHONE ORDERING: call 1-800-638-0672.

In Maryland call collect: 528-4221.

**Williams
& Wilkins**

Dept. 280 P.O. Box 1496 Baltimore, Maryland 21202

Clinically speaking...

—from Williams & Wilkins

Two New Additions to *The Clinical Concepts In Medicine* Monograph Series

CLINICAL CONCEPTS OF INFECTIOUS DISEASES Second Edition

Edited by Leighton E. Cluff, MD and Joseph E. Johnson, III, MD

The thirty-two contributing authors of *Clinical Concepts of Infectious Diseases* have brought their considerable experience and expertise to its writing under the editorship of Drs. Cluff and Johnson. . . . The result is a compendium of information no clinician should be without.

Contents Epidemiology and Pathogenesis of Infectious Diseases: Introduction. Clinical Epidemiology. Microbial Determinants of Infection. Phagocytic System. Circulatory Immune System. Secretory Immune System. Cellular Immune System. Immunologic Consequences of Infection. General Problems of Infectious Diseases: Introduction. Fever and Acute Phase Reactions. Microbemia and Microbial Shock. Dermatological Manifestations of Infection. Hematological Manifestations of Infection. Recovery from Infection. Specific Problems of Infectious Diseases: Introduction. Opportunistic and Wound Infections. Influenza and Other Viral Respiratory Infections. Streptococcal Infections and Complications. Acute Pulmonary Infections. Chronic Pulmonary Infections: Tuberculosis and Histoplasmosis. Infectious Diarrheas. Viral Hepatitis. Urinary Tract Infections. Venereal Infections (Sexually Transmissible Disease). Meningitis and Encephalitis. Infectious Mononucleosis. Infective Endocarditis. Management and Prevention of Infectious Disease: Introduction. Antimicrobial Therapy. Systemic Mycoses and Antifungal Therapy. Antiviral Therapy. Untoward Consequences of Antimicrobial Therapy. Isolation of the Infected Patient. Immunization Procedures. Tabulation and Other References of Infectious Diseases: Introduction. Tabulation of Infectious Diseases. Selected References. Index.

1978/545 pages/11 illustrations/\$22.50

CLINICAL CONCEPTS OF IMMUNOLOGY

By Robert H. Waldman, MD

A concise yet comprehensive reference covering the basic science and the concepts of immunology as it relates to clinical practice. Written in a clear and readable style, *Clinical Concepts of Immunology* is a primary reference of the important clinical correlations of basic immunology and, as such, belongs in the library of every specialist who must deal with the complex diagnosis and treatment of patients with immunologic disorders.

Contents The Immune Systems — An Introduction. Cell-Mediated Immunity: Congenital Deficiency States in Cell-Mediated Immunity. Cell-Mediated Immunity — Acquired Deficiency States. Tumor Immunology. Transplantation Immunology. Passive Enhancement of Cell-Mediated Immune Response. Diseases of Aberrancy of Cell-Mediated Immunity. Humoral Immunity: Function of the Humoral Immune System. The Complement System. Humoral Deficiency States. Passive Enhancement of Humoral Immunity. Active Immunization. Immune Complex Diseases. Autoantibodies and Human Disease. The Acute Allergic Response — Mediators of Acute Inflammation. Drug Allergy. Section of the Phagocytic System: The Phagocytic System and Host Resistance to Microbial Disease. The Neutrophil In Abnormal Host Resistance — Neutropenia and Abnormal Chemotax. Miscellaneous: Immunologic Aspects of the Spleen. Immunohematology. Non-Specific Immunity. Interferon and the Immune System. Evaluation of Patients with Immunologic Diseases. Index.

1979/263 pages/32 illustrations/\$19.50

Yes, please send me:

_____ copy(ies) of **CLINICAL CONCEPTS OF INFECTIOUS DISEASES**, 2nd edition, by Cluff & Johnson (1655-5) at \$22.50 each.

_____ copy(ies) of **CLINICAL CONCEPTS OF IMMUNOLOGY** by Waldman (8656-1) at \$19.50 each

name _____

address _____

city _____ state _____ zip code _____

☐ check enclosed ☐ bill me

Williams & Wilkins —Dept 221 P.O. Box 1496
Baltimore, Md 21203

All books sent on 20-day approval. Save postage and handling by enclosing payment with order. Maryland residents please add 5% sales tax. Prices subject to change without notice. Prices outside the U.S. slightly higher.

CREDIT CARD PURCHASE (Check one) ☐ VISA ☐ Master Charge

card # _____

expiration date _____

TOLL-FREE TELEPHONE ORDERING (9 am to 4 pm)
For ordering with or without charge card, call: 1-800-638-0672.
Maryland residents call collect: 528-4221.