


INTRODUCING THE NEW 2009 Research Antibody Catalog



The Power to Question

FROM SANTA CRUZ BIOTECHNOLOGY, INC.



LEADER IN
INNOVATION
AND QUALITY

Leading Worldwide Source for:

- monoclonal and polyclonal antibodies
- siRNA and shRNA (plasmid and lentivirus) products
- gene specific transfected cell lysates
- phospho-specific antibodies
- secondary antibodies and support products

Website updated daily with new antibodies, siRNA/
shRNA products, transfected lysates, support data
and product citations.

www.scbt.com

Headquarters

TOLL FREE: 800.457.3801

TEL: 831.457.3800

FAX: 831.457.3801

E-MAIL: customercare@scbt.com

European Support

TOLL FREE: +00800.4573.8000

PHONE: +49.6221.4503.0

FAX: +49.6221.4503.45

E-MAIL: europe@scbt.com

Asian Support

JAPAN TOLL FREE: (010) 800.40402026

S. KOREA TOLL FREE: 00798.1.1.002.0297

N. CHINA TOLL FREE: 10.800.711.0752

S. CHINA TOLL FREE: 10.800.110.0694



More Than Flow Cytometry

Ready-SET-Go!™ ELISA & ELISPOT Kits from eBioscience

- Accurate and reproducible protein quantitation
- Easy to use — all components are included
- Convenient sizing to fit your research needs

76 Ready-SET-Go!™ ELISA Products for use with serum, plasma and cell culture supernatants, including:

(m = mouse, h = human)

Novel Kits

IL-9 (m, h)
IL-17A/F (m, h)
IL-17F (h)
IL-23 (m, h)
TGFβ1 (m)

Essential Kits

IL-2 (m, h)
IL-4 (m, h)
IL-6 (m, h)
IL-8 (h)
IL-10 (m, h)
IL-12 (m, h)



Discover more at
www.eBioscience.com

- Flow Cytometry
- Immunoassays
- Bioassays
- Immunoblotting
- Imaging & Microscopy

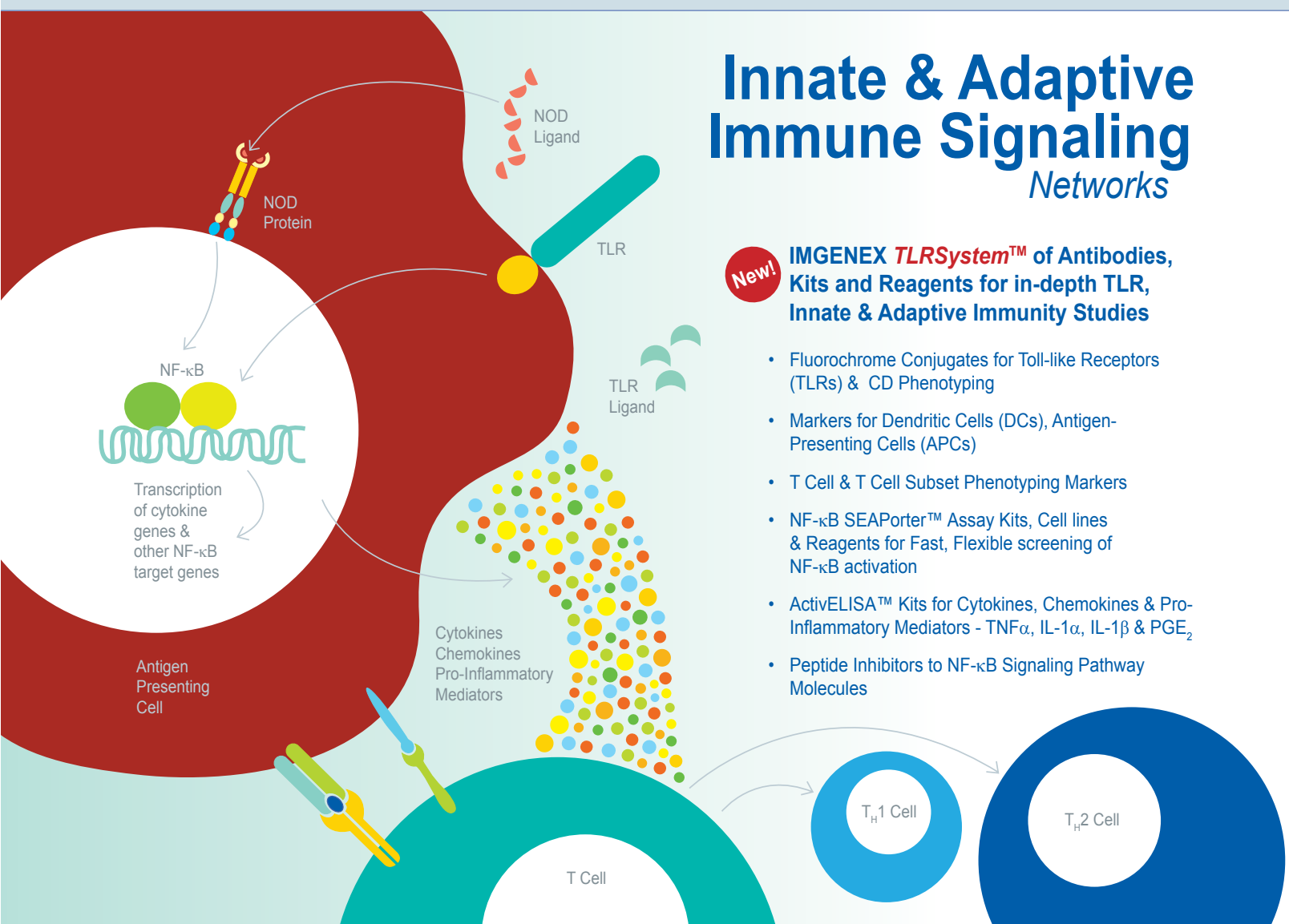
22 Ready-SET-Go!™ ELISPOT Kits for identification of cytokine producing cells at the single cell level.



Innate & Adaptive Immune Signaling Networks

New! IMGENEX *TLRSystem*[™] of Antibodies, Kits and Reagents for in-depth TLR, Innate & Adaptive Immunity Studies

- Fluorochrome Conjugates for Toll-like Receptors (TLRs) & CD Phenotyping
- Markers for Dendritic Cells (DCs), Antigen-Presenting Cells (APCs)
- T Cell & T Cell Subset Phenotyping Markers
- NF- κ B SEAPorter[™] Assay Kits, Cell lines & Reagents for Fast, Flexible screening of NF- κ B activation
- ActivELISA[™] Kits for Cytokines, Chemokines & Pro-Inflammatory Mediators - TNF α , IL-1 α , IL-1 β & PGE₂
- Peptide Inhibitors to NF- κ B Signaling Pathway Molecules



IMGENEX continues to expand our comprehensive portfolio of **Tools**, **Ligands**, and **Reagents** incorporated into a **System** approach as our *TLRSystem*[™] product line for Pathway Profiling of the Innate and Adaptive Immune Response. The IMGENEX *TLRSystem*[™] products include cells, signaling pathway molecules, markers and mediators to enable in-depth analysis. *TLRSystem*[™] products are optimized for applications and platforms including flow cytometry, immunohistochemistry and western blotting technologies. Visit us at www.imgenex.com/tlrssystem

Research Tools

- Antibodies **New!**
- Agonists
- Peptide Inhibitors
- Lysates
- ELISAs
- Staining Kits
- RNAi Kits
- NF- κ B SEAPorter[™] Assay Kits, Cell lines & Reagents **New!**

TLRs & Associated Proteins

- TLRs 1-13
- Phospho TLRs
- MD-2
- NOD1
- NOD2
- NALPs 1-6
- NALPs 8-11
- Caspase-1
- MyD88
- STING
- TRIF/TICAM
- TIRAP/Mal
- IRAK4
- TBK1/NAK
- A20
- TRAF6
- IKK α
- I κ B α
- p65

TLR Agonists

- Pam3CSK4
- Poly(I).Poly(C)
- LPS
- Flagellin
- MALP-2
- Imiquimod
- CpG ODN

Peptide Inhibitors - NF- κ B Pathway

- MyD88
- p65
- TRAF6
- IKK γ

Dendritic Cell Reagents

- pDC/IPC
- Langerin/CD207
- BDCA-2/CD303
- DC-SIGN/CD209
- Neuropilin/BDCA-4
- ASGPR/CD301
- DCIR
- DC-LAMP

Regulatory T Cell Reagents

- FOXP3 Δ 2 [exon2 deleted]
- FOXP3
- GPR83
- Folate Receptor 4/FR4
- CD127/IL7R
- iNKT
- GITR **New!**
- CD4
- CD25
- Neuropilin/BDCA-4

HUMAN HEALTH

ENVIRONMENTAL HEALTH

MORE AND MORE RESEARCHERS ARE SAYING GOOD-BYE TO WASH STEPS



AlphaLISA immunoassay kits are available for research in several key therapeutic areas

ALZHEIMER'S

Amyloid β 1-40 sAPP α *
Amyloid β 1-42 sAPP β *

ANGIOGENESIS

EPO VEGFB*
TNF α VEGFC*
VEGF VEGFD*

BIOLOGICS

CHOP
IgG
NS0-P

CANCER

β -NGF* ERBB2 / HER2*
AFP* MMP1*
EGF-R MMP9*
EPO PSA
EPO-R* TNF α

CARDIOVASCULAR

EPO
Myeloperoxidase*
NT-proBNP*
Renin*
tPA*

INFLAMMATION

CCL2 / MCP1* IL3
COMP IL6
CRP* IL8
G-CSF IL10
GM-CSF IL12 (p70)*
IFN γ IL13*
IL1 α * IL17
IL1 β IL18*
IL2 TNF α

METABOLIC

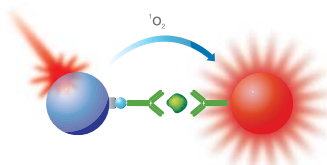
Adiponectin IGF2*
GH Insulin
GLP-1 Leptin
IGF1* Prolactin

VIROLOGY

HIV-p24

*New Kits!

© 2009 PerkinElmer, Inc. 400162A_01. All trademarks or registered trademarks are the property of PerkinElmer, Inc. and/or its subsidiaries.



PerkinElmer puts faster, easier assays within reach. AlphaLISA® is a homogeneous alternative to conventional ELISA, enabling you to eliminate tedious wash steps without sacrificing high sensitivity or wide dynamic range. And with our expanding line

of AlphaLISA kits for research on cancer, inflammation and other disease areas, we're bringing this highly efficient Alpha Technology to more labs than ever before. Learn more about our Alpha Technology assays, and all the ways we can give you a hand with your research.

www.perkinelmer.com/nowashELISA

PerkinElmer®
For the Better

SYSTAT introduces a dramatic new way to look at numbers, starting with these.

Functionality	SYSTAT (Single User)	Competitor (Single User)
*Base Package (Academic Single User)	\$599	\$699
Advanced Statistics Functions (e.g. GLM)	Included	\$999
Correspondence Analysis	Included	\$969
Conjoint Analysis	Included	\$769
Decision Trees	Included	\$969
Forecasting	Included	\$969
Missing Values	Included	\$999
Regression	Included	\$999
Maintenance (1 Year)	Free with Offer	\$2,118
Totals	\$599	\$9,490

For over 25 years, SYSTAT has made a name as a powerful statistical and graphical software package. Through this special offer, any SYSTAT site or network license order will come with a free one-year maintenance contract.

Call 877-797-8280, or visit: www.systat.com/immun today.

*Prices shown are for an academic single-user license. Contact Systat for competitive commercial and government pricing options.

Yale University School of Medicine seeks applications for a senior faculty (Full Professor) position to develop a new interdepartmental Transplantation Research Program. Candidates should have a distinguished record of research accomplishment in transplantation biology or related areas. Primary appointment may be in the Section of Human and Translational immunology of the Department of Immunobiology or in other participating Departments with a secondary appointment within Immunobiology. The successful candidate will be able to recruit multiple additional junior faculty members working on different aspects of transplantation biology, patient-oriented clinical studies and on the translation of basic science discoveries to clinical therapies and/or diagnosis. Additional individuals present at Yale could be incorporated into this program if this is desirable to the senior faculty recruit. Close interactions are expected with both the clinical transplant programs and other related research programs. The application package must include curriculum vitae, a summary of present and future research interests and three letters of recommendation. Completed applications should be received at the address below no later than December 1, 2009.

Jordan S. Pober, M.D., Ph.D
Chair, Search Committee
Department of Immunobiology
Yale University School of Medicine
P.O. Box 208089
New Haven, CT 06520-8089

Yale is an Affirmative Action/ Equal Opportunity Employer. Qualified Women and members of minority groups are encouraged to apply.

THE JOURNAL OF IMMUNOLOGY



SPONSORING A SYMPOSIUM OR CONFERENCE?

You can place a quarter-, half-, or full-page advertisement in THE JOURNAL OF IMMUNOLOGY for upcoming symposia or conferences. It's a great way to spread the word about forthcoming events! You can include important information, such as registration fees, timetables, speakers, and contact information.

For space availability and pricing, please contact

Steve West,

Media West, Inc.

856-432-1501

steve@mediawestonline.com



More Color Choices, Better Flow Experiments

Fluorochrome-Labeled Antibodies

Alexa Fluor® Dyes, Pacific Blue™,
PerCP, PerCP/Cy5.5, PE/Cy5, PE/Cy7,
APC/Cy7, FITC, APC, PE and more

Online Resources

Multicolor Staining Guide Wheel
Flow Cytometry Protocols
Interactive Cellular Pathways
Expert Technical Support

Flow Cytometry Kits and Panels

Human and Mouse Treg Flow Kits
Mouse Regulatory B Cell (B10) Flow Kit
Human Th17 Flow Kit
Th1-Th2 Flow Panel
Lineage Cocktails

CUSTOM ANTIBODY & ASSAY SERVICES

☞ Custom Antibody Conjugation to Fluorochromes
☞ Custom Bulk Packaging and Special Pricing

☞ Custom Luminex xMAP® panels
☞ Custom AlphaLISA® Development
☞ Biomarker Sample Testing Services



The path to legendary discovery™

BioLegend Contact Information
Toll-Free at 1.877.246.5343 (877-BIOLEGEND)
International: 1.858.455.9588

www.biolegend.com

WORLD-CLASS QUALITY. SUPERIOR CUSTOMER SUPPORT. OUTSTANDING VALUE.

xMAP® is a trademark of Luminex Corporation. AlphaLISA® is a trademark of PerkinElmer Inc.