FlowCytomix™

5 T helper cell profiles in 1 kit!

FlowCytomix™ are bead-based immunoassays for multiple analyte detection on the flow cytometer.

- Measure up to 20 analytes simultaneously from only 25 µl of sample
- Choose pre-configured panels or create your own custom combinations
- Easy-to-use analysis software included
- For use on most flow cytometers, including single laser instruments

Th1/Th2/Th9/Th17/Th22
Multiple Analyte Detection Kits!

NEW! Human Th Differentiation 13plex
Cat. No. BMS817FF
(IFN-γ, IL-1β, IL-2, IL-4, IL-5, IL-6, IL-9, IL-10, IL-12 (p70), IL-13, IL-17A, IL-22, TNF-α)

NEW! Mouse Th Differentiation 13plex
Cat. No. BMS822FF
(IFN-γ, IL-1α, IL-2, IL-4, IL-5, IL-6, IL-10, IL-13, IL-17A, IL-21, IL-22, IL-27, TNF-α)

Visit www.eBioscience.com and search **FlowCytomix**.

full spectrum cell analysis®
eBioscience®

www.eBioscience.com

ORDER 888.999.1371 • TECH 888.810.6168 • INQUIRIES info@eBioscience.com

DO YOUR PART

for Vaccine Safety— Report to VAERS.

If one of your patients tells you they became ill after being vaccinated, promptly report it to the **Vaccine Adverse Event Reporting System (VAERS)**, even if you are not sure that the vaccine caused the illness.

As an immunologist, you can help to ensure the safety of vaccines given to patients in the United States by reporting vaccine-related adverse events to VAERS.

- You may report to VAERS online at **www.vaers.hhs.gov**.
- You may download and complete a VAERS form and mail or fax it to:
  VAERS
  P.O. Box 1100
  Rockville, MD 20849-1100
  fax: (877) 721-0366
- For additional information on VAERS, call (800) 822-7967.

VAERS
Vaccine Adverse Event Reporting System

VAERS is a national vaccine safety surveillance program, co-sponsored by the U.S. Centers for Disease Control and Prevention (CDC) and the U.S. Food and Drug Administration (FDA). VAERS is a post-licensure surveillance program that collects information about adverse events (possible side effects) that occur after the administration of vaccines licensed for use in the U.S.

CS214096-A

HUMAN HEALTH

ENVIRONMENTAL HEALTH

MORE AND MORE RESEARCHERS ARE SAYING GOOD-BYE TO WASH STEPS

AlphaLISA immunoassay kits are available for research in several key therapeutic areas including:

Inflammation

CCL2 / MCP-1	IL2 (mouse)*
CCL2 / MCP-1 (mouse/rat)*	IL3
CCL3 / Mip-1α	IL4
CCL4 / Mip-1β	IL5
CCL5 / RANTES*	IL6
COMP	IL6 (mouse)
CRP	IL7
CXCL1 / GRO-α*	IL7 (mouse)*
CXCL9 / MIG*	IL8
CXCL10 / IP-10	IL10
G-CSF	IL10 (mouse)
GM-CSF	IL12 (p70)
IFN-α	IL13
IFN-γ	IL15*
IFN-γ (mouse)	IL15 (mouse)*
IL1α	IL17
IL1β	IL17A (mouse)*
IL1β (mouse)	IL18
IL2	TNFα
	TNFα (mouse)

*New Kits!

© 2010 PerkinElmer, Inc. 400162C_03. All trademarks or registered trademarks are the property of PerkinElmer, Inc. and/or its subsidiaries.

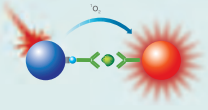

Exclusive Alpha Technology Solutions:

AlphaLISA®
AlphaScreen®
AlphaScreen® *SureFire*®
EnVision® Multilabel Plate Reader
EnSpire™ Multilabel Plate Reader
JANUS® Automated Workstation
AlphaPlate™ Microplate

PerkinElmer puts faster, easier inflammation assays within reach.

AlphaLISA® is a homogeneous alternative to conventional ELISA, enabling you to eliminate tedious wash steps without sacrificing high sensitivity or wide dynamic range. And with our expanding line of AlphaLISA kits for research on cancer, inflammation and other disease areas, we're bringing this highly efficient Alpha Technology to more labs than ever before. Learn more about our exclusive Alpha Technology assays, and all the ways we can give you a hand with your research.

www.perkinelmer.com/nowashelisainflammation

PerkinElmer®
For the Better

SANTA CRUZ BIOTECHNOLOGY, INC.

siRNAs/shRNAs, Lentiviral Particles and Transfected Lysates

SANTA CRUZ® BIOTECHNOLOGY

The Power to Question

Leading source for research antibodies, siRNAs/shRNAs, Lentiviral Particles and Transfected Lysates

www.scbt.com

siRNA/shRNA Plasmid and Lentiviral Particle gene silencers targeted to all (100%) known human and mouse genes

Over 6,535 transfected lysates for western blot antibody evaluation

Information regarding new siRNAs/shRNAs, transfected lysates and regular product updates available through our web site

Headquarters

TOLL FREE: 800.457.3801
TEL: 831.457.3800
FAX: 831.457.3801
E-MAIL: scbt@scbt.com

European Support

TOLL FREE: +00800.4573.8000
PHONE: +49.6221.4503.0
FAX: +49.6221.4503.45
E-MAIL: europe@scbt.com

Asian Support

JAPAN TOLL FREE: (010) 800.40402026
S. KOREA TOLL FREE: 00798.1.1.002.0297
N. CHINA TOLL FREE: 10.800.711.0752
S. CHINA TOLL FREE: 10.800.110.0694
FAX: 831.457.3801
E-MAIL: asia@scbt.com

© 2010 Santa Cruz Biotechnology, Inc. and the Santa Cruz Biotechnology, Inc. logo are registered trademarks of Santa Cruz Biotechnology, Inc.

Know Thy Cells.

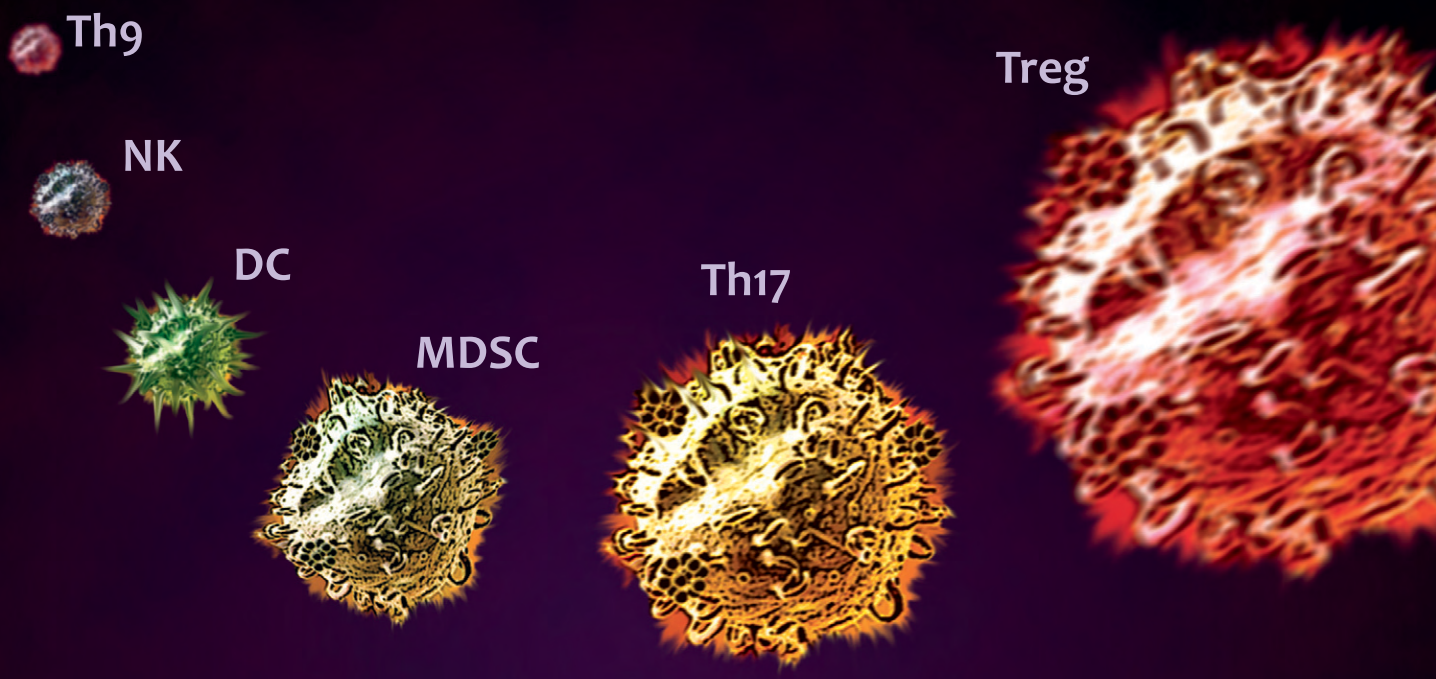

Flow cytometry antibodies in more format choices to fit your needs.
Easy-to-use, cost-effective ELISA Sets and Kits.
Recombinant Proteins quality-controlled by bioassay.

Why follow the leader?

Find your own path to legendary discovery.

www.biolegend.com

BioLegend

Contact Information
Toll-Free at 1.877.246.5343 (877-BIOLEGEND)
International: 1.858.768.5800

World Class Quality. Superior Customer Support. Outstanding value.

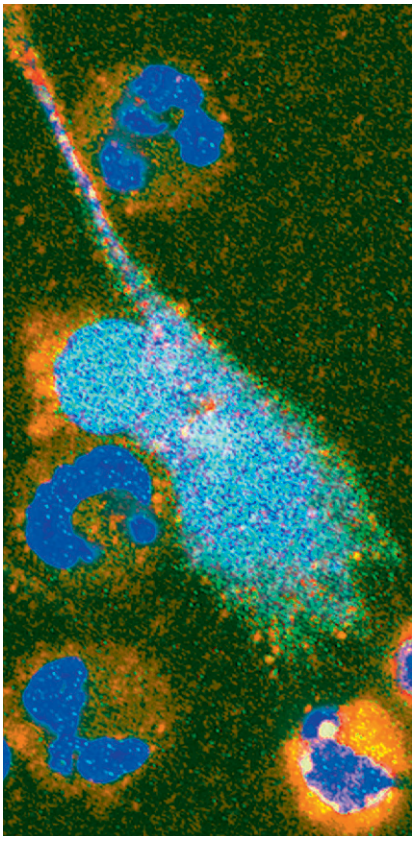

Above: Autoantibody binding to NETs.
Image courtesy of Dwivedi and Radic, UTHSC.

GWEN KNAPP CENTER FOR LUPUS & IMMUNOLOGY RESEARCH and
THE SECTION OF RHEUMATOLOGY present

THE GWEN KNAPP SYMPOSIUM:

THE ANTIGEN TARGETS OF AUTOIMMUNE DISEASE

OCTOBER 8-9, 2010

THE UNIVERSITY OF CHICAGO
924 East 57th Street
Chicago, Illinois

KEYNOTE SPEAKER: IRUN COHEN, *WEIZMANN INSTITUTE*

SPEAKERS:

John Cambier, *National Jewish Medical and Research Center*
Steve Clarke, *University of North Carolina*
Keith Elkon, *University of Washington*
Loren Erikson, *University of Virginia*
Haochu Huang, *University of Chicago*
Greg Lemke, *Salk Institute*
Cliff Lowell, *University of California, San Francisco*
Marc Monestier, *Temple University School of Medicine*
Laurence Morel, *University of Florida*
Sylviane Muller, *CNRS, Strasbourg*
David Nemazee, *Scripps Research Institute*
Michel Nussenzweig, *Rockefeller University*
Paul Plotz, *National Institute of Health*
Bill Robinson, *Stanford University*
Ann Rothstein, *University Mass Medical School*
Eng Tan, *Scripps Research Institute*
Takeshi Tsubata, *Tokyo Medical and Dental Center*
PJ Utz, *Stanford University*
Thomas Winkler, *University of Erlangen*

Organizing Committee: **Marko Radic, Mark Shlomchik, Tammy Utset, and Martin Weigert**

For more information, please visit: http://knappcenter.uchicago.edu or email Angela Hayes ahayes@bsd.uchicago.edu

GRIP

Grant Review for Immunologists Program

Get a GRIP: An AAI program designed to help new investigators prepare their NIH grant proposals

AAI is pleased to offer a program to match new PI's with established PI's who have significant, successful grant writing careers. The Grant Review for Immunologists Program (GRIP) invites new PI's to submit an outline or NIH-style abstract to the GRIP coordinator who, with the assistance of a small volunteer subcommittee, will attempt to match the topic of the proposal with the research experience of an established PI. Matches will be made as quickly as possible to allow new PI's to meet upcoming NIH grant deadlines. Participation is strictly voluntary and is not intended to supplant internal mentoring programs.

GRIP is now accepting both new PI and established PI participants. Please send your CV and a brief description of either your potential research project (new PI's) or grant reviewing experience (established PI's) to infoaai@aai.org (please write "GRIP" in the subject line).

Program details at **www.aai.org/GRIP_rd.htm**