

**To produce quality
tissue cultures
year, after year, after year...
requires the best
in media and sera**

Flow Laboratories, as the outstanding source of tissue cultures, must use superior media. That's why we produce our own, and make this same quality media and sera available to you...whether your requirement is a few milliliters of glutamine or hundreds of liters of fetal calf serum.


If you're having a cell growth problem, it may be the media or sera (in which case our catalog will help)...or it may be the technique (in which case our Quality Control Laboratory can assist you). Either way, you're on your way to quality cells.

FLOW LABORATORIES INCORPORATED

Dept. 1-11, 12901 Twinbrook Parkway, Rockville, Md. 20852 Tel. (301) 427-3900 / Dept. 1-11, 938 West Hyde Park Blvd., Inglewood, Calif. 90302 Tel. (213) 674-2700



THIS WHEEL IS "FIXED"



Ninety percent of all rodent breeder colonies harbor latent virus infection*. This means that research using untested animals is a kind of "Russian roulette" in which months of work can be ruined. But you don't have to play that game. Microbiological Associates is now offering a new serological testing service for the more common murine viral antibodies. Tests can be performed either on the live animal or on serum specimens. Your inquiries are welcome.

*National Cancer Institute Monograph #20, February, 1966.

VIRAL DIAGNOSTIC TESTING SERVICE
 MICROBIOLOGICAL ASSOCIATES
 4733 Bethesda Avenue • Bethesda, Maryland 20014 • Phone: 301 OLiver 4-3400



Available Now:

**HEPATITIS-INFECTIOUS
MONONUCLEOSIS (HIM)
ANTIBODY TEST**

- * A definitive test for differentiation between viral hepatitis-infectious mononucleosis and other liver disease.
- * A negative HIM-TEST in jaundiced patients rules out viral hepatitis or IM as the cause of hepatic disease.¹
- * Complement fixation antibody and HIM agglutinin did not react with 60 different viruses which cause disease in man.^{2, 3}
- * Virus isolated from blood of volunteers with icteric hepatitis (injected with NIH icterogenic plasma pool No. 6) in tissue culture was adsorbed on latex particles to form a reagent for detecting agglutinins in hepatitis sera.^{3, 4, 5, 6, 8} Testing sera of the original volunteers, agglutinin was absent before injection, titered 1:10 or more 14 days after injection and 1:40 or more during convalescence. Agglutinin was demonstrated in 100% of 81 cases of acute viral hepatitis, 100% of 60 cases of infectious mononucleosis, 20% of 20,000 blood donors. Virus which reacted with serum agglutinin was isolated from 15 sera, from 4 stools and from liver in 3 of 81 cases of hepatitis. One isolate was from the liver of a 3-year-old child who died of hepatitis but also met all hematologic criteria of infectious mononucleosis.⁷ Infectious mononucleosis agglutinin was not removed by guinea pig kidney, completely removed by bovine erythrocytes; hepatitis agglutinin partially removed by guinea pig kidney, completely removed by sheep or bovine erythrocytes. This virus, and an IH virus from the liver of a fatal case, now maintained in tissue culture for four years, are serologically identical with isolates from volunteers.

1. Weaver, D. R., King, J. W., Brown, C. H., Clinical Evaluation of the HIM-TEST, Cleveland Clinic, (Submitted).
2. Bolin, V. S., Bruninger, G. E., Pardee, J., Alsever, J. B. (1963). *Transfusion* 3: 455-468.
3. Bolin, V. S., Chase, B. S., Alsever, J. B. A virus-latex agglutination test for detecting antibodies against isolates associated with viral hepatitis. (Submitted).
4. Bolin, V. S., Alsever, J. B., Barger, J. B., Jarvis, T. B. (1961). *Transfusion* 1: 360-366.
5. Bolin, V. S., Chase, B. S., Alsever, J. B., Mann, F. D. (1965). *Viral Hepatitis Test. Fed. Proc.* 24: 159.
6. Bolin, V. S., Chase, B. S., Ichikawa, Y., Alsever, J. B. (1965). *Transfusion* 4: 368.
7. Bolin, V. S., Chase, B. S., Mann, F. D., Alsever, J. B. Similar viral isolates and antibodies from hepatitis and infectious mononucleosis. (Submitted).
8. Takano, Hiroyasu. Studies on clinical observation of serum hepatitis and viral serological examination. (1966). *Showa Pgakuzasshi* 26, No. 4: 213-232.

Literature furnished upon request

BOLIN LABORATORIES, INC.

4834 West Glendale Avenue
Glendale, Arizona

ionagar[®]

NO. 2

*The finest agar
available anywhere.*



WRITE: Dept. BY 366

COLAB LABORATORIES, INC.
CHICAGO HEIGHTS, ILLINOIS, U.S.A.

Raper & Fennell:

THE GENUS ASPERGILLUS

This authoritative manual compiles all the available information on the Aspergilli. It presents: 1) detailed descriptions for identifying the Aspergilli; 2) new taxonomic arrangements; 3) an up-to-date discussion of the pathogenic effects of the Aspergilli in man and animals; 4) a current bibliography; 5) discussions of the economic uses of the Aspergilli.

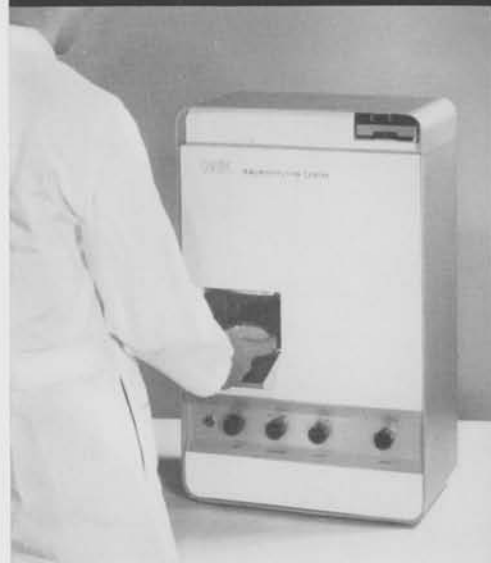
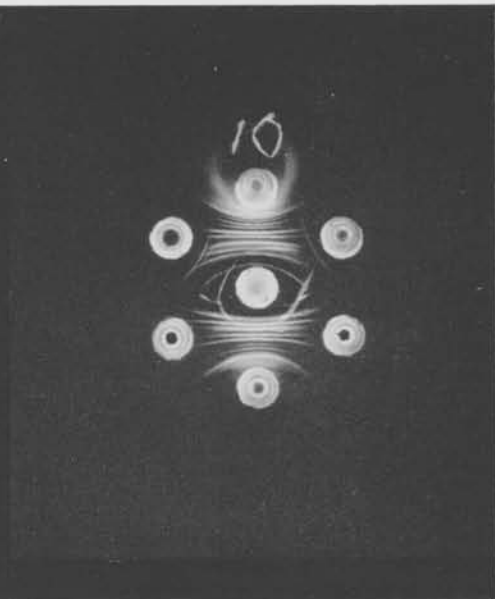

By *Kenneth B. Raper*, Professor, Department of Bacteriology and Botany; and *Dorothy I. Fennell*, Research Associate, Department of Bacteriology; both of the University of Wisconsin, Madison, Wisconsin.

1965 approx. 700 pp., 130 figs. \$20.00



THE WILLIAMS & WILKINS COMPANY
428 E. PRESTON STREET/BALTIMORE, MARYLAND, U.S.A. 21202
Publishers of Books and Periodicals in Medicine and the Allied Sciences.

in seconds



In a few seconds, with a **CORDIS IMMUNODIFFUSION CAMERA** you can produce a sharp, permanent, Polaroid-film record of each of your important IMMUNODIFFUSION SLIDES or PLATES—IMMUNOELECTROPHORESIS SLIDES or PLATES—HEMAGGLUTINATION TRAYS.

For descriptive literature write to:
Cordis Corporation
Department JI-2
Box 428
Miami, Florida 33137

cordis

NEW HYLAND PPLO TEST

Isolation and identification of PPLO (pleuropneumonia-like organisms) are now simplified when you use this new PPLO TEST. The test's medium is formulated to stimulate the growth of mycoplasmas and to prevent development of pseudocolonies (composed of crystalline aggregates of calcium and magnesium soaps) that mimic mycoplasmas. This is made possible by the incorporation of Agamma Horse Serum, a reagent exclusive with Hyland. Hyland's PPLO growth medium also incorporates fresh yeast extract, another requirement for isolation of mycoplasmas.

To meet additional cultivation requirements of certain PPLO strains, the Hyland growth medium

contains a high concentration of diphosphopyridine nucleotide (DPN). Bacterial and fungal inhibitors include penicillin-G potassium, thallium acetate and amphotericin-B.

Hyland PRE-MED™ PPLO TEST is supplied as a complete kit containing ten 50 mm PPLO agar plates, five 10 ml tubes PPLO broth, one 5 ml bottle Dienes' Special Stain.

Components are also available separately as follows: PPLO agar in 50 mm disposable plates (package of 10 plates); Agamma Horse Serum (100 ml and 500 ml); Dienes' Stain (10 ml and 50 ml).

HYLAND LABORATORIES
4501 Colorado Blvd., Los Angeles, Calif. 90039



Send this coupon **NOW** to:

HYLAND LABORATORIES
P. O. Box 39672, Los Angeles, Calif. 90039

Please send:

_____ Information on PPLO TEST

_____ The new Hyland Tissue Culture Catalog

Name _____

Organization or Firm _____

Street _____

City _____ State _____ Zip _____



The Original Liquid Cleaner Now Sold All Over The World!

Assures Consistent TRUE TESTS

*Makes Glassware
Residual-Free
and
Chemically Clean!*

NON-TOXIC
FOR
TISSUE
CULTURE



7X Liquid Cleaner has been successfully used for over 14 years by laboratories where a high degree of cleanliness is required. **Only 4 rinses** in 7X solution is needed to produce residual-free, neutral glassware for true tests with no titration and adjustment of pH necessary. Only one gallon will make 128 gallons of washing solution.



For Thorough Washing
in AUTOMATIC and
MECHANICAL WASHERS

7X REFERENCES

1. Melnick, J. L.
"Multiplication of Poliomyelitis Viruses in Tissue Culture of Monkey Testes," *American Journal of Hygiene*, Vol. 55, No. 3, pp. 323-338, May 1952.
2. Dulbecco, R.
"One-Step Growth Curve of Western Equine Encephalomyelitis Virus on Chicken Embryo Cells Grown in Vitro and Analysis of Virus Yields from Single Cells," *Journal of Experimental Medicine*, Feb. 1, 1954, Vol. 99, No. 2, pp. 183-199.
3. Klein, G. and Mascarenhas, J. P.
"Evaluation of BOD Bottle-Cleaning Techniques," *Sewage and Industrial Wastes*, Vol. 30, Aug. 1958.

7X is BIODEGRADABLE

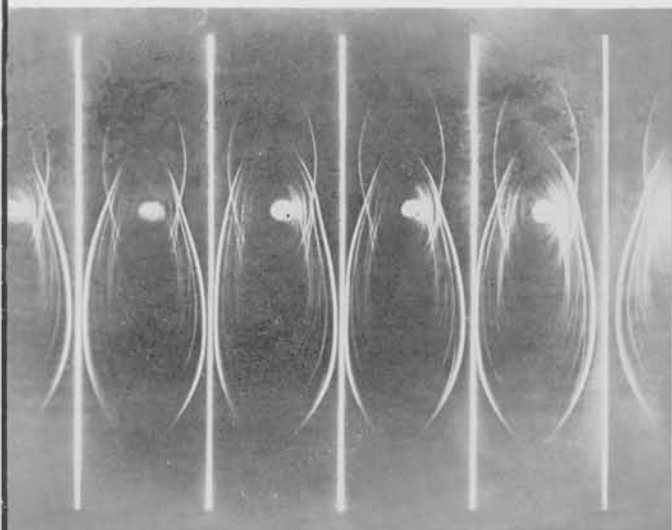
Send For Illustrated Folder

**LINBRO
CHEMICAL CO., INC.**

681 DIXWELL AVE., NEW HAVEN, CONN., U.S.A.

CELLOFOR[®]

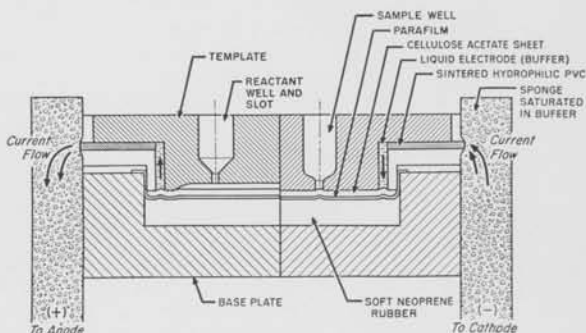
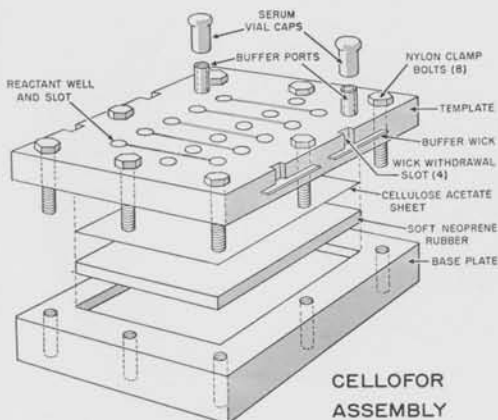
The N.I.L.-Saravis Immunelectrophoresis Apparatus for Cellulose Acetate



Eliminates handling, sample applicators, and humidifying cabinets. Clamp-on cell can be inserted singly or as a pair in the 5-5050 All-Media Process Cell.

● Bulletin 5-2400

← Human Gamma Globulin Against
Anti-Human Immune Horse Serum



National Instrument Laboratories, Inc.

In Metropolitan Washington, D. C.

12300 PARKLAWN DRIVE, ROCKVILLE, MARYLAND 20852

PHONE: 933-1144

AREA CODE: 301

Arresting Discovery on Tumor Growth

Announcing MMU, a tumor inhibitor from NBCo. 5 Mercaptomethyl Uracil (MMU), a new compound has just been reported. MMU displayed a marked inhibitory activity on mouse Ehrlich Carcinoma (fluid form), moderate inhibition of Sarcoma 180 (Ascitic & Ridgeway Osteogenic Sarcoma) and Taper Heptoma (Ascitic). MMU showed complete inhibition of Krebs II (Ascitic Tumor). (1).

The inhibitory activity appears reasonable in view of the fact that 5 Hydroxymethyl Uracil occurs in DNA and hydroxymethylated reactions are involved in the biosynthesis of pyrimidines.

Another analog which has shown powerful inhibitory action in biological systems, including antitumor and antiviral effects, is 6 Mercaptopurine. (2).

To order, phone collect. 216-662-0212 (USA only).

NBCo. guarantees shipment within 60 minutes of your call. One day delivery anywhere in the continental United States; 80 hours anywhere in the world. Send for our free catalog containing more than 3000 items.

PRICE SCHEDULE FOR:

5 Mercaptomethyl Uracil

Specifications: MW: 158.2 C: 37.9 H: 3.8 N: 17.7

25 gram bottle	gram	\$ 9.90
10 gram bottle	gram	10.25
5 gram bottle	gram	10.90
1 gram bottle	gram	11.50

6 Mercaptopurine Hydrate

25 gram bottle	gram	\$4.50
10 gram bottle	gram	4.75
5 gram bottle	gram	5.00
1 gram bottle	gram	5.50
500 mg bottle	bottle	3.00

These products are offered for chemical and investigational use only. The literature references should not be interpreted as either an endorsement or disapproval of the biochemical by the cited investigation. Not for human use.

(1) A. Giner-Sorolla & L. Medrek. *J. Med. Chem.* 9 (1) 97 (1966).

(2) C. Heidelberger, D. G. Parsons and D. C. Ramy, *J. Med. Chem.* 7, 1 (1964).

NUTRITIONAL BIOCHEMICALS CORPORATION

21010 Miles Avenue
Cleveland, Ohio 44128 U.S.A.